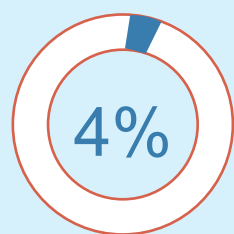


## Geopolitical uncertainties may be leading to conservative hiring plans among Chinese employers

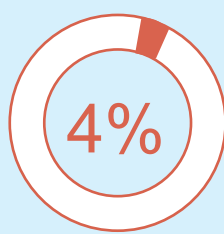
2nd Quarter 2017

4,204

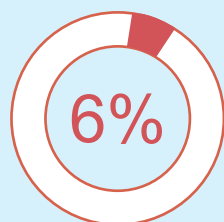
CHINA EMPLOYERS  
SHARED THEIR HIRING PLANS  
FOR Q2 2017



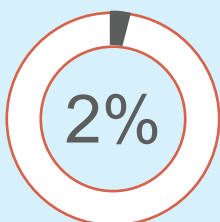
NET  
EMPLOYMENT  
OUTLOOK



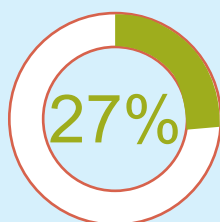
SEASONALLY  
ADJUSTED



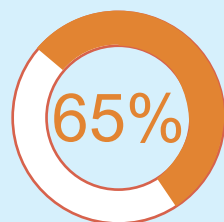
PLAN  
TO HIRE



EXPECT TO  
LET STAFF GO



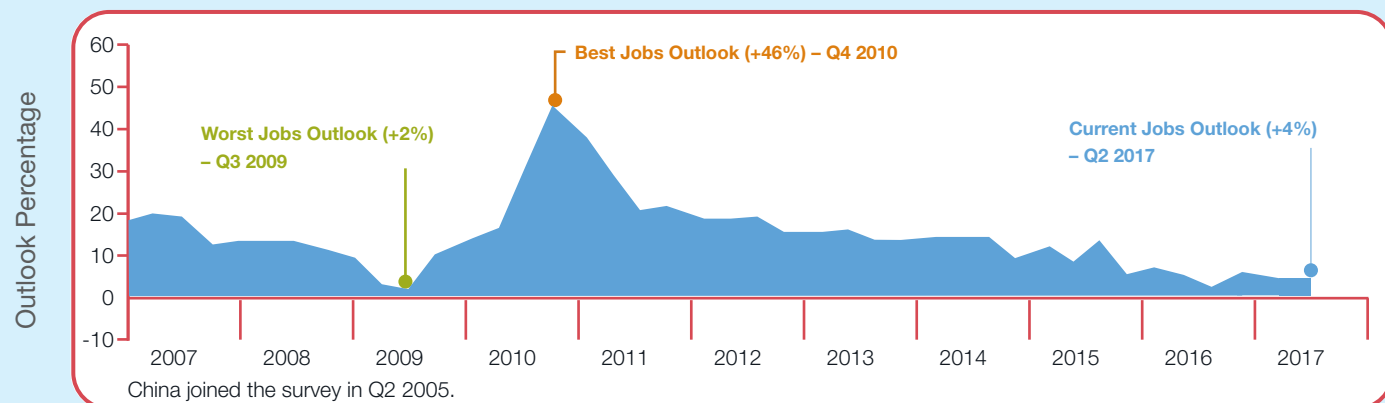
PLAN TO KEEP  
WORKFORCE  
LEVELS STEADY



ARE UNSURE  
ABOUT HIRING  
PLANS

### CHINESE EMPLOYERS REPORT RESERVED HIRING INTENTIONS FOR THE APRIL - JUNE TIME FRAME

All data is seasonally adjusted

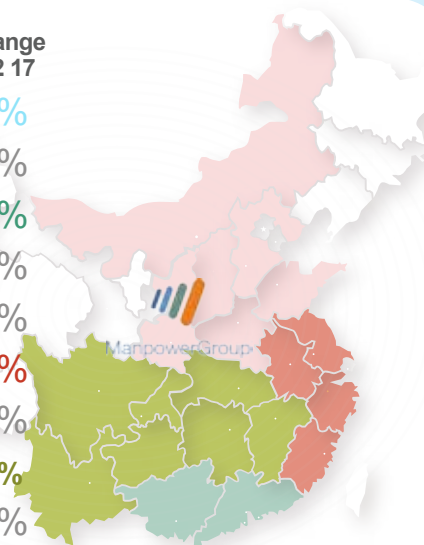


## Sector Comparisons

SECTOR(SA)	Qtr on Qtr Change Q1 17 to Q2 17	Yr on Yr Change Q2 16 to Q2 17
Finance, Insurance & Real Estate +6%	↗ 1%	↗ 2%
Manufacturing +3%	↘ 1%	↗ 1%
Mining & Construction +5%	↗ 2%	↗ 4%
Services +4%	↘ 1%	↘ 2%
Transportation & Utilities +3%	↘ 4%	↘ 3%
Wholesale & Retail Trade +3%	→ 0%	↘ 3%

## Regional Comparisons

Regional(SA)	Qtr on Qtr Change Q1 17 to Q2 17	Yr on Yr Change Q2 16 to Q2 17
NORTH(+4%)	→ 0%	↘ 1%
BEIJING(+6%)	↗ 1%	→ 0%
SOUTH(+5%)	↘ 2%	↘ 1%
GUANGZHOU(+5%)	→ 0%	↘ 1%
SHENZHEN(+3%)	↘ 4%	↘ 2%
EAST(+3%)	→ 0%	↘ 1%
SHANGHAI(+4%)	↗ 1%	→ 0%
CENTRAL&WEST(+3%)	↘ 1%	→ 0%
CHENGDU(+4%)	↗ 1%	↗ 1%



## Organisation-Size Comparisons

