

**Manpower
Employment
Outlook Survey
Switzerland**

**Q1
2016**



Manpower®

Switzerland Employment Outlook

The Manpower Employment Outlook Survey for the first quarter 2016 was conducted by interviewing a representative sample of 750 employers in Switzerland.

All survey participants were asked, “How do you anticipate total employment at your location to change in the three months to the end of March 2016 as compared to the current quarter?”

Contents

Switzerland Employment Outlook	1
Organization-Size Comparisons	
Regional Comparisons	
Sector Comparisons	
Global Employment Outlook	13
International Comparisons – EMEA	
International Comparisons – Americas	
International Comparisons – Asia Pacific	
About the Survey	29
About ManpowerGroup™	30

Switzerland Employment Outlook

Switzerland	Increase	Decrease	No Change	Don't Know	Net Employment Outlook	Seasonally Adjusted Outlook
	%	%	%	%	%	%
Jan-Mar 2016	3	3	91	3	0	+1
Oct-Dec 2015	5	5	88	2	0	0
July-Sep 2015	6	5	83	6	+1	+2
Apr-June 2015	11	5	82	2	+6	+4
Jan-Mar 2015	4	7	87	2	-3	-2



Swiss employers report flat hiring intentions for the upcoming quarter. While 3% of employers expect to increase staffing levels, 3% forecast a decrease and 91% anticipate no change, resulting in a Net Employment Outlook of 0%.

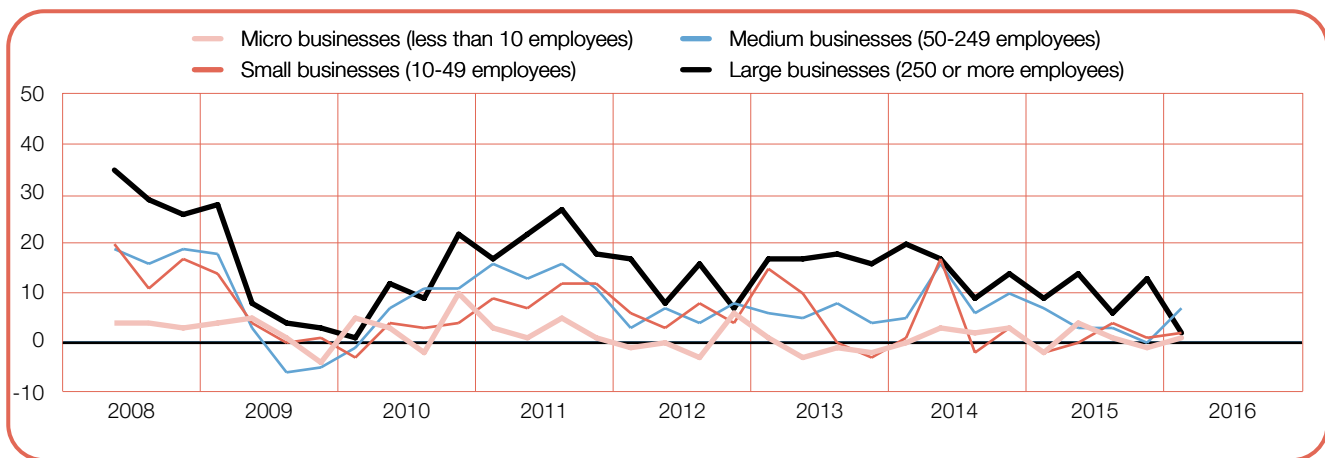
Once the data is adjusted to allow for seasonal variation, the Outlook stands at +1%. Hiring prospects remain relatively stable when compared with the previous quarter and improve by 3 percentage points year-over-year.

Throughout this report, we use the term “Net Employment Outlook.” This figure is derived by taking the percentage of employers anticipating total employment to increase and subtracting from this the percentage expecting to see a decrease in employment at their location in the next quarter. The result of this calculation is the Net Employment Outlook.

From this point forward, number in parentheses is the Net Employment Outlook when adjusted to remove the impact of seasonal variations in hiring activity. All data discussed in the commentary is seasonally adjusted.

Organization-Size Comparisons

Organization-Size	Increase	Decrease	No Change	Don't Know	Net Employment Outlook	Seasonally Adjusted Outlook
	%	%	%	%	%	%
Micro businesses (less than 10 employees)	3	3	93	1	0	+1
Small businesses (10-49 employees)	6	7	82	5	-1	+2
Medium businesses (50-249 employees)	7	4	83	6	+3	+7
Large businesses (250 or more employees)	12	12	68	8	0	+2



Participating employers are categorized into one of four organization sizes: Micro businesses have less than 10 employees; Small businesses have 10-49 employees; Medium businesses have 50-249 employees; and Large businesses have 250 or more employees.

Workforce gains are expected in all four organization size categories during the January-March period. Medium-size employers anticipate the strongest hiring pace with a Net Employment Outlook of +7 %, while Outlooks of +2 % are reported by employers in both the Small- and Large-size organization categories. Micro employers report cautious hiring plans with an Outlook of +1 %.

Quarter-over-quarter, the Outlook improves by 7 percentage points for Medium employers and is 2 percentage points stronger in the Micro-size category. However, Large employers report a decline of 11 percentage points.

Year-over-year, increases of 4 and 3 percentage points are reported by Small- and Micro-size employers, respectively. However, Large employers report a decline of 7 percentage points, while the Outlook reported by Medium employers is unchanged.

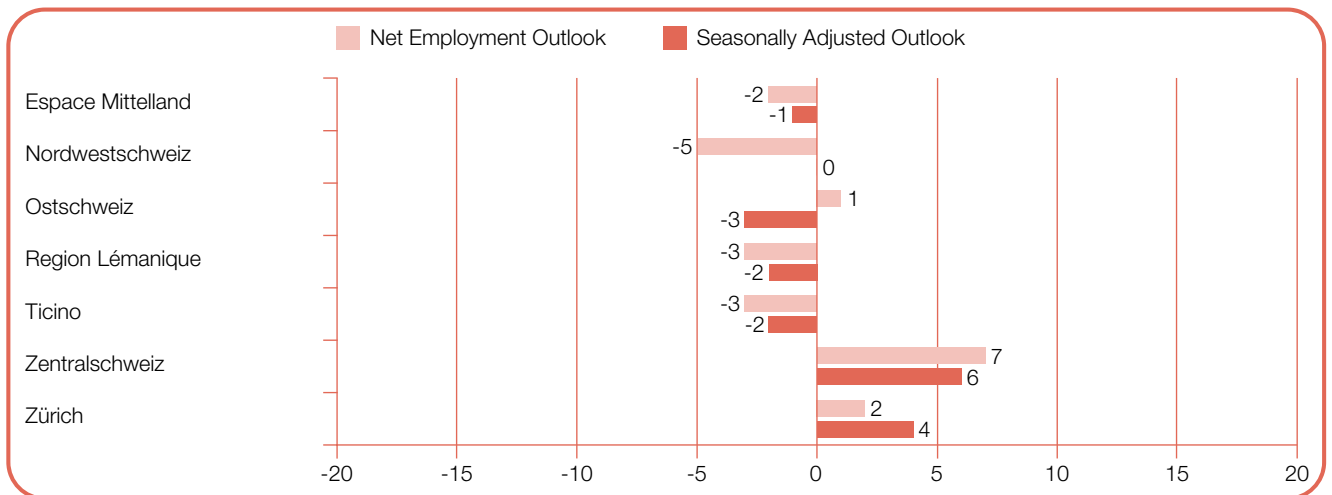
Regional Comparisons

Employers anticipate a decline in staffing levels in four of the seven regions during 1Q 2016. The weakest labor market is forecast in Ostschweiz, where the Net Employment Outlook stands at -3%, while Outlooks of -2% are reported in both Region Lémanique and Ticino. Meanwhile, payrolls are forecast to grow in two regions – Zentralschweiz and Zürich – with Outlooks of +6% and +4%, respectively.

When compared with the previous quarter, employers in four of the seven regions report improved hiring prospects. Considerable increases of 10 percentage points are reported in both Zentralschweiz and Zürich, while the Outlook for Ostschweiz is 2 percentage points stronger. However, hiring plans weaken in three

regions. Outlooks decline by 10 percentage points in both Nordwestschweiz and Ticino, while a decrease of 6 percentage points is reported in Espace Mittelland.

Year-over-year, hiring intentions improve in four of the seven regions, including Ostschweiz where employers report an increase of 9 percentage points. The Outlook for Zürich is 6 percentage points stronger while an improvement of 5 percentage points is reported in Espace Mittelland. Elsewhere, Outlooks decline in three regions, including both Region Lémanique and Ticino, with decreases of 3 percentage points.



-2 (-1)%

Espace Mittelland

Job seekers can expect an uncertain hiring climate in the January-March time frame, according to employers who report a Net Employment Outlook of -1%.

While the Outlook is 6 percentage points weaker when compared with the previous quarter, employers report a year-over-year improvement of 5 percentage points.

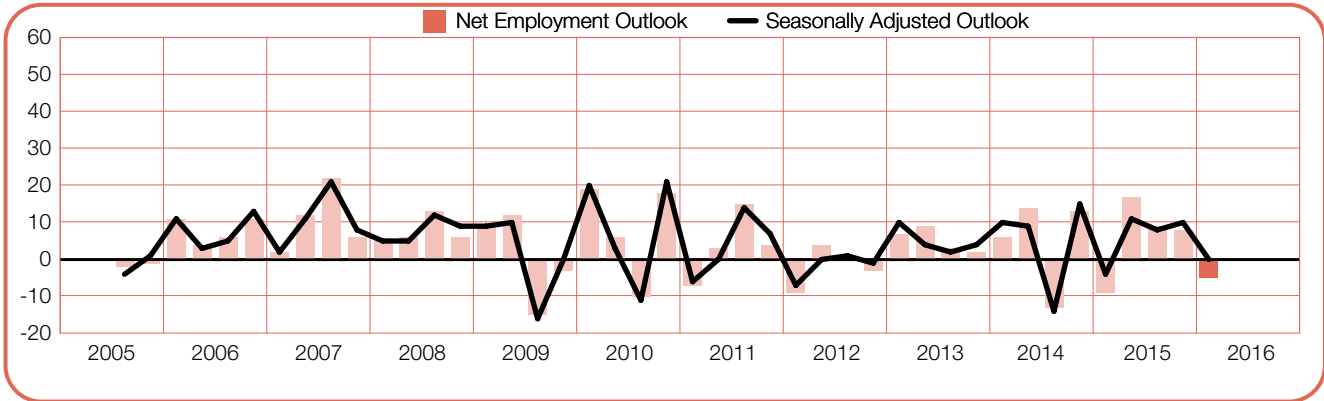


-5 (0)%

Nordwestschweiz

A flat labor market is anticipated in 1Q 2016, with employers reporting a Net Employment Outlook of 0%.

Hiring intentions decline by a considerable margin of 10 percentage points quarter-over-quarter but are 4 percentage points stronger year-over-year.



+1 (-3)%

Ostschweiz

The sagging hiring pace is set to continue in the next three months, according to employers who report a Net Employment Outlook of -3%.

Hiring prospects have now been negative in four of the last five quarters. However, the Outlook improves by 2 and 9 percentage points quarter-over-quarter and year-over-year, respectively.



-3 (-2)%

Region Lémanique

Employers continue to forecast an unstable labor market, reporting a Net Employment Outlook of -2% for the upcoming quarter.

Hiring prospects remain relatively stable quarter-over-quarter but decline by 3 percentage points year-over-year.

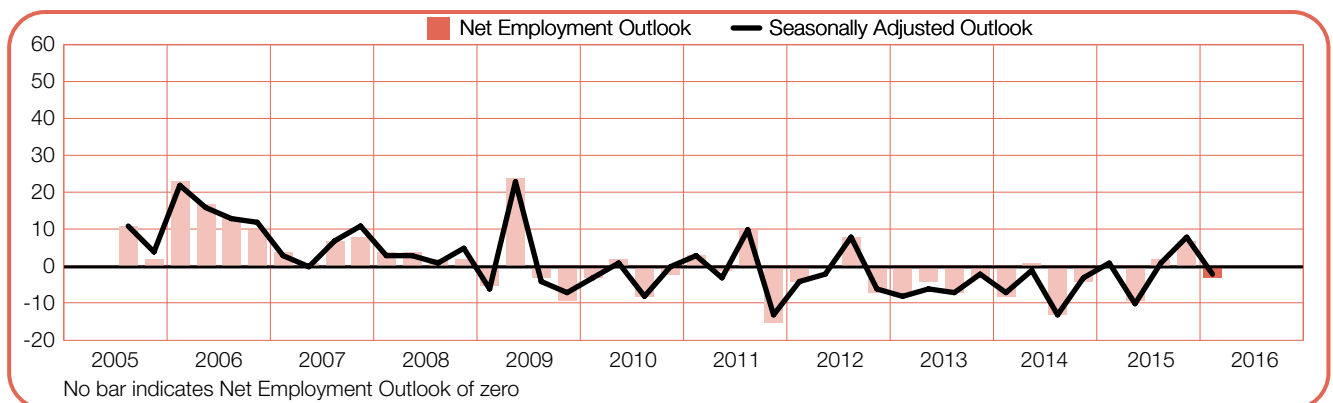


-3 (-2)%

Ticino

A sluggish hiring pace is expected in 1Q 2016, with employers reporting a Net Employment Outlook of -2%.

The Outlook is 10 percentage points weaker when compared with the previous quarter and declines by 3 percentage points year-over-year.



+7(+6)%

Zentralschweiz

Employers report encouraging signs for job seekers in the January-March period with a Net Employment Outlook of +6%.

When compared with 4Q 2015, hiring intentions improve by a considerable margin of 10 percentage points, while remaining relatively stable year-over-year.



+2 (+4)%

Zürich

Modest payroll growth is forecast for the coming quarter with employers reporting a Net Employment Outlook of +4%.

Hiring plans strengthen both quarter-over-quarter and year-over-year, improving by 10 and 6 percentage points, respectively.



Sector Comparisons

Employers in five of the 10 industry sectors expect a decrease in staffing levels during the coming quarter. The weakest hiring climate is anticipated in the Transport, Storage & Communication sector where the Net Employment Outlook stands at -9%, while muted hiring activity is forecast in the Electricity, Gas & Water Supply sector and the Wholesale & Retail Trade sector, with Outlooks of -5% and -4%, respectively. However, payroll gains are expected in four sectors, most notably in the Manufacturing sector, with an Outlook of +10%, and in the Finance, Insurance, Real Estate & Business Services sector, where the Outlook stands at +9%.

Quarter-over-quarter, hiring prospects strengthen in five of the 10 industry sectors. Restaurants & Hotels sector employers report a considerable increase of 13 percentage points, while improvements of 8 percentage points are reported in both the Manufacturing sector and the Public & Social sector. Meanwhile, hiring plans weaken in five sectors, most notably by 17 percentage points in the Transport,

Storage & Communication sector. Outlooks also decline by 8 and 5 percentage points in the Mining & Quarrying sector and the Electricity, Gas & Water Supply sector, respectively.

When compared with 1Q 2015, employers in six of the 10 industry sectors report weaker Outlooks. A considerable decrease of 16 percentage points is reported in the Electricity, Gas & Water Supply sector, while Transport, Storage & Communication sector employers report a decline of 10 percentage points. The Public & Social sector Outlook is 8 percentage points weaker while employers in both the Agriculture, Hunting, Forestry & Fishing sector and the Wholesale & Retail Trade sector report declines of 7 percentage points. Elsewhere, hiring plans strengthen in four sectors, including the Manufacturing sector with a sharp improvement of 25 percentage points. The Outlook for the Finance, Insurance, Real Estate & Business Services sector is 12 percentage points stronger and an increase of 9 percentage points is reported by Construction sector employers.

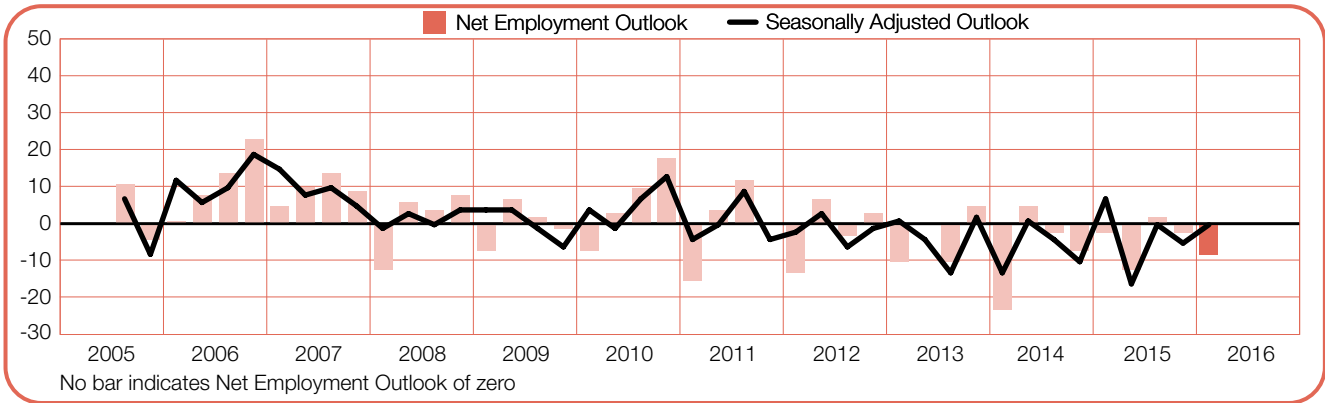


-8 (0)%

Agriculture, Hunting, Forestry & Fishing

Flat hiring activity is forecast for the January-March time frame with employers reporting a Net Employment Outlook of 0%.

Hiring prospects are 5 percentage points stronger when compared with the previous quarter but decline by 7 percentage points year-over-year.



-2 (+1)%

Construction

Job seekers can expect a quiet labor market in the upcoming quarter, according to employers who report a Net Employment Outlook of +1%.

While the Outlook is 3 percentage points weaker quarter-over-quarter, employers report a year-over-year improvement of 9 percentage points.



0 (-5)%

Electricity, Gas & Water Supply

The weakest hiring pace since 3Q 2013 is anticipated during 1Q 2016, with employers reporting a Net Employment Outlook of -5%.

Hiring prospects decline by 5 and 16 percentage points quarter-over-quarter and year-over-year, respectively.



+8 (+9)%

Finance, Insurance & Real Estate

Employers anticipate the strongest labor market since 1Q 2012, reporting a cautiously optimistic Net Employment Outlook of +9% for the next three months.

Hiring intentions improve both quarter-over-quarter and year-over-year, increasing by 3 and 12 percentage points, respectively.



+5 (+10)%

Manufacturing

Reporting a Net Employment Outlook of +10 %, employers expect the strongest hiring pace since 3Q 2011 during the January-March period.

When compared with 4Q 2015, the Outlook is 8 percentage points stronger and employers report a sharp improvement of 25 percentage points year-over-year.



-9 (-1)%

Mining & Quarrying

An uncertain hiring climate is forecast for 1Q 2016, with employers reporting a Net Employment Outlook of -1 %.

Hiring plans decline by 8 percentage points when compared with the previous quarter but are 5 percentage points stronger year-over-year.



+1 (+1)%

Public & Social

Job seekers can expect a quiet labor market in the upcoming quarter, according to employers who report a Net Employment Outlook of +1 %.

While the Outlook is 8 percentage points stronger quarter-over-quarter, employers report a year-over-year decline of 8 percentage points.



-11 (-1)%

Restaurants & Hotels

Employers report subdued hiring intentions for the next three months with a Net Employment Outlook of -1 %.

When compared with 4Q 2015, the Outlook is 13 percentage points stronger, while remaining relatively stable year-over-year.



-11 (-9)%

Transport, Storage & Communication

The weakest hiring pace since 2Q 2013 is anticipated for the coming quarter.

Employers report a sluggish Net Employment Outlook of -9%, declining by 17 and 10 percentage points quarter-over-quarter and year-over-year, respectively.



-7 (-4)%

Wholesale & Retail Trade

Muted hiring activity is forecast to continue in 1Q 2016 with employers reporting a Net Employment Outlook of -4%.

Hiring prospects remain relatively stable when compared with the previous quarter and decline by 7 percentage points year-over-year.

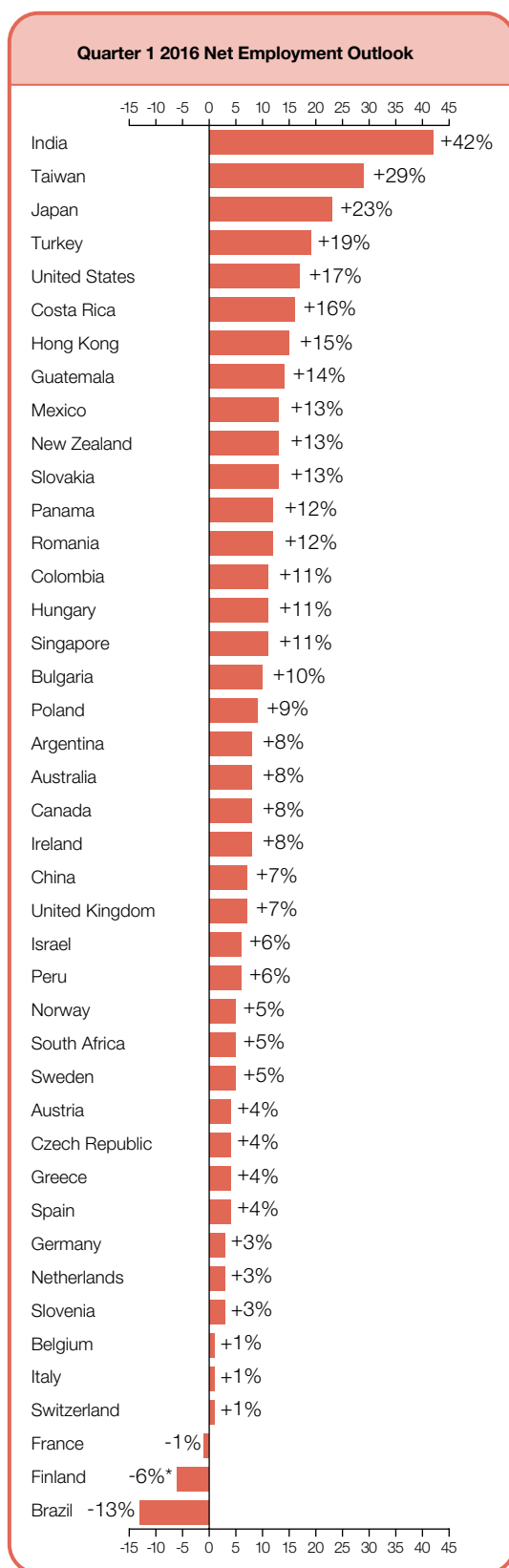


Global Employment Outlook

	Quarter 1 2016	Qtr on Qtr Change Q4 2015 to Q1 2016	Yr on Yr Change Q1 2015 to Q1 2016
	%		
Americas			
Argentina	8 (8) ¹	4 (2) ¹	5 (5) ¹
Brazil	-10 (-13) ¹	4 (-4) ¹	-16 (-18) ¹
Canada	2 (8) ¹	0 (2) ¹	-2 (-2) ¹
Colombia	10 (11) ¹	-3 (-1) ¹	-5 (-5) ¹
Costa Rica	16 (16) ¹	3 (3) ¹	6 (8) ¹
Guatemala	15 (14) ¹	2 (3) ¹	6 (6) ¹
Mexico	11 (13) ¹	-2 (0) ¹	1 (1) ¹
Panama	11 (12) ¹	0 (3) ¹	-7 (-7) ¹
Peru	8 (6) ¹	1 (-4) ¹	-7 (-7) ¹
United States	14 (17) ¹	-1 (-1) ¹	1 (1) ¹

Asia Pacific			
Australia	8 (8) ¹	1 (1) ¹	1 (1) ¹
China	7 (7) ¹	2 (2) ¹	-3 (-4) ¹
Hong Kong	15 (15) ¹	-1 (0) ¹	0 (0) ¹
India	40 (42) ¹	0 (1) ¹	-1 (-1) ¹
Japan	21 (23) ¹	2 (0) ¹	3 (3) ¹
New Zealand	11 (13) ¹	-1 (1) ¹	-14 (-14) ¹
Singapore	9 (11) ¹	-4 (-1) ¹	-7 (-7) ¹
Taiwan	21 (29) ¹	-14 (-6) ¹	-16 (-15) ¹

EMEA†			
Austria	0 (4) ¹	-1 (3) ¹	-1 (-1) ¹
Belgium	1 (1) ¹	-1 (-1) ¹	-1 (-1) ¹
Bulgaria	5 (10) ¹	0 (0) ¹	0 (0) ¹
Czech Republic	0 (4) ¹	-1 (2) ¹	-1 (1) ¹
Finland	-6	-5	2
France	-2 (-1) ¹	0 (1) ¹	-5 (-5) ¹
Germany	0 (3) ¹	-6 (-2) ¹	-2 (-2) ¹
Greece	0 (4) ¹	13 (11) ¹	-4 (-4) ¹
Hungary	9 (11) ¹	-1 (0) ¹	4 (4) ¹
Ireland	7 (8) ¹	5 (3) ¹	0 (0) ¹
Israel	5 (6) ¹	-3 (-3) ¹	-2 (-2) ¹
Italy	-1 (1) ¹	6 (4) ¹	6 (6) ¹
Netherlands	3 (3) ¹	2 (2) ¹	7 (6) ¹
Norway	4 (5) ¹	3 (3) ¹	3 (2) ¹
Poland	5 (9) ¹	-1 (2) ¹	4 (4) ¹
Romania	1 (12) ¹	-7 (-1) ¹	0 (2) ¹
Slovakia	10 (13) ¹	3 (5) ¹	7 (7) ¹
Slovenia	0 (3) ¹	-3 (-4) ¹	-5 (-5) ¹
South Africa	7 (5) ¹	1 (-2) ¹	-6 (-6) ¹
Spain	1 (4) ¹	0 (1) ¹	1 (1) ¹
Sweden	4 (5) ¹	-1 (0) ¹	0 (0) ¹
Switzerland	0 (1) ¹	0 (1) ¹	3 (3) ¹
Turkey	11 (19) ¹	0 (4) ¹	-3 (0) ¹
UK	5 (7) ¹	1 (2) ¹	1 (1) ¹



†EMEA – Europe, Middle East and Africa.

* Indicates unadjusted data.

1. Number in parentheses is the Net Employment Outlook when adjusted to remove the impact of seasonal variations in hiring activity. Please note that this data is not available for all countries as a minimum of 17 quarters worth of data is required.

Global Employment Outlook

ManpowerGroup interviewed 58,329 employers across 42 countries and territories to forecast labor market activity* in Quarter 1 2016. All participants were asked, “How do you anticipate total employment at your location to change in the three months to the end of March 2016 as compared to the current quarter?”

According to the first-Quarter research from ManpowerGroup, employers in 39 of 42 countries and territories intend to add to their payrolls by varying degrees at the start of 2016. However, the survey reveals few trends that signal labor market momentum is building in one direction or another. Opportunities for job seekers are expected to remain similar to those available in the final three months of 2015, and results for the January-March time frame indicate that a small majority of employers are content to either retain current staff or grow payrolls at modest levels while they await more definitive signs in the marketplace.

Employers are encountering some headwinds. For instance, China’s slowdown is evidently impacting labor market activity beyond its Asia Pacific neighbors. Depressed demand for raw materials is pushing mining and extraction sector forecasts down across the globe, including in Colombia, Peru and South Africa where sector forecasts are the least optimistic yet reported. What’s more, many ManpowerGroup operations corroborate the recent Talent Shortage Survey and report that employers continue to be frustrated by their inability to source specific talents – including IT, engineering and many skilled trades.

Overall, forecasts are mixed in comparison to the Quarter 4 2015 and Quarter 1 2015 surveys; hiring plans improve in 23 of 42 countries and territories when compared quarter-over-quarter, decline in 13, and are unchanged in six. Outlooks strengthen in 19 countries and territories year-over-year, weaken in 18, and are unchanged in five. First-Quarter hiring confidence is strongest in India, Taiwan, Japan, Turkey and the United States. The weakest – and only negative – forecasts are reported in Brazil, Finland and France.

Workforce gains are forecast in 22 of 24 countries in the Europe, Middle East & Africa (EMEA) region. Hiring plans improve in 14 countries quarter-over-Quarter and weaken in only seven. In a year-over-year comparison, Outlooks improve in 12 countries and decline in eight. Once again, Turkish job seekers will likely benefit from the strongest employer hiring plans in the EMEA region. Additionally, employers in Slovakia report their most optimistic hiring plans since their survey was launched in Quarter 4 2011, while employers in Italy report their first positive hiring expectations since Quarter 1 2011. Employers in Finland and France report the upcoming quarter’s weakest EMEA forecasts.

Positive Outlooks are reported in nine of the 10 countries surveyed in the Americas. Hiring confidence strengthens in five countries and declines in four when compared to the final three months of 2015. Year-over-year, employers in five countries report improved hiring prospects, while those in the remaining five report weaker forecasts. For the third consecutive Quarter employers in the United States report the strongest hiring plans in the Americas, and for the fourth consecutive Quarter employers in Brazil report the weakest.

Payrolls are expected to increase in all eight Asia Pacific countries and territories. When compared to the prior quarter, Net Employment Outlooks improve in four countries and territories and decline in two. However, employer forecasts are trending weaker in a year-over-year comparison with the hiring pace expected to slow by varying margins in five countries and territories and strengthen in only two. For the second consecutive quarter, employers in India report the most optimistic forecast across the globe, while the region’s weakest forecast is reported by employers in China.

* Commentary is based on seasonally adjusted data where available. Data is not seasonally adjusted for Finland.

Full survey results for each of the 42 countries and territories included in this quarter’s survey, plus regional and global comparisons, can be found at www.manpowergroup.com/press/meos. The next Manpower Employment Outlook Survey will be released on 8 March 2016 and will detail expected labor market activity for the second Quarter of 2016.

International Comparisons – EMEA

This survey includes interviews with 19,982 employers in 24 countries in the Europe, Middle East and Africa (EMEA) region. Employers in 22 of 24 countries plan to add to their payrolls during the January-March time frame, with forecasts improving in 14 countries in a quarter-over-Quarter comparison and declining in seven. Outlooks improve in 12 countries year-over-year and decline in eight. The region's strongest first-Quarter forecasts are reported in Turkey, Slovakia and Romania. The weakest forecasts are reported by Finnish and French employers.

Once again the strongest forecast is reported by employers in Turkey where outlooks are positive in all industry sectors and in all regions. One of every five employers surveyed intend to add to their workforce in the first three months of the year, with the strongest hiring plans reported by employers in the Finance, Insurance, Real Estate & Business Services sector.

Similarly upbeat hiring plans are reported by Slovakian employers where the forecast is the most optimistic since the country launched the survey in 4Q 2011. For the seventh consecutive quarter, opportunities for job seekers are expected to be strongest in the Manufacturing sector where the country's automotive production subsector continues to boost demand for talent.

Hungary's first-Quarter forecast is unchanged from the prior Quarter and remains at its most optimistic level since the survey started there in 3Q 2009. The hiring pace is also expected to remain steady in Romania driven, in part, by the strongest Wholesale & Retail Trade sector forecast since 4Q 2012.

Meanwhile, workforce gains in Italy are expected to be modest, with the forecast inching into positive territory for the first time in five years. Prospects are strongest in the Wholesale & Retail Trade sector where employers report the most optimistic hiring plans since 2Q 2008. Employer hiring plans in Greece also rebound into positive territory following a fourth-Quarter downturn that was likely triggered by the bail out referendum.

Employer hiring confidence in the United Kingdom remains cautiously optimistic with the most favorable first-Quarter hiring environment anticipated in the Finance & Business Services sector. Growing talent demand is also evident in the Transport, Storage & Communications sector where employers report their strongest first-Quarter forecast since 2008.

Germany's outlook weakens slightly in comparison to the prior three months and last year at this time. For the third consecutive Quarter employers in the Finance & Business Services sector anticipate the most positive hiring climate. Job prospects also improve slightly in the Manufacturing sector where increasing confidence among employers in chemical and pharmaceutical production is counteracting an expected hiring downturn in machinery and equipment manufacturing.

Job seekers throughout much of the rest of the region can expect some opportunities through the first three months of the year. Only those in France and Finland are expected to endure shrinking payrolls.

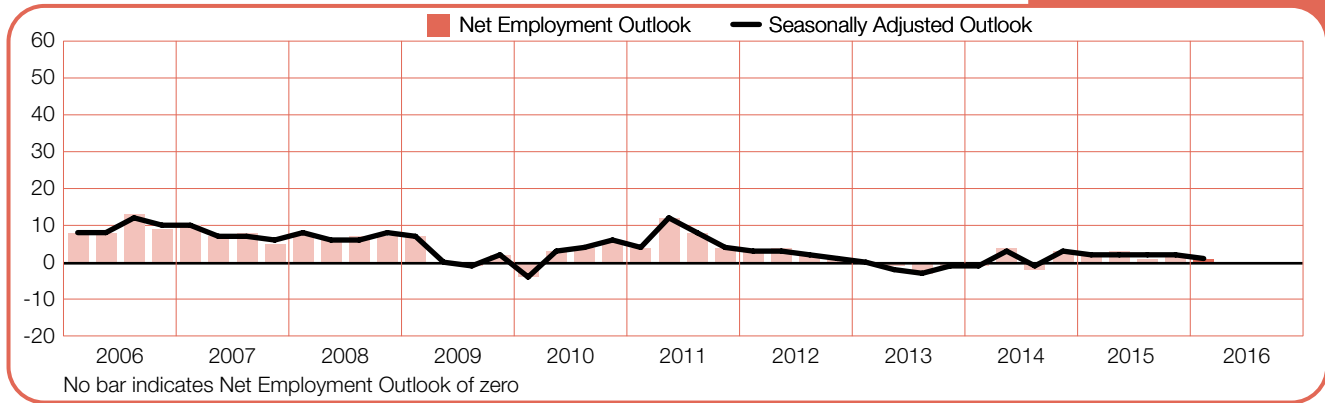
Austria

0 (+4)%



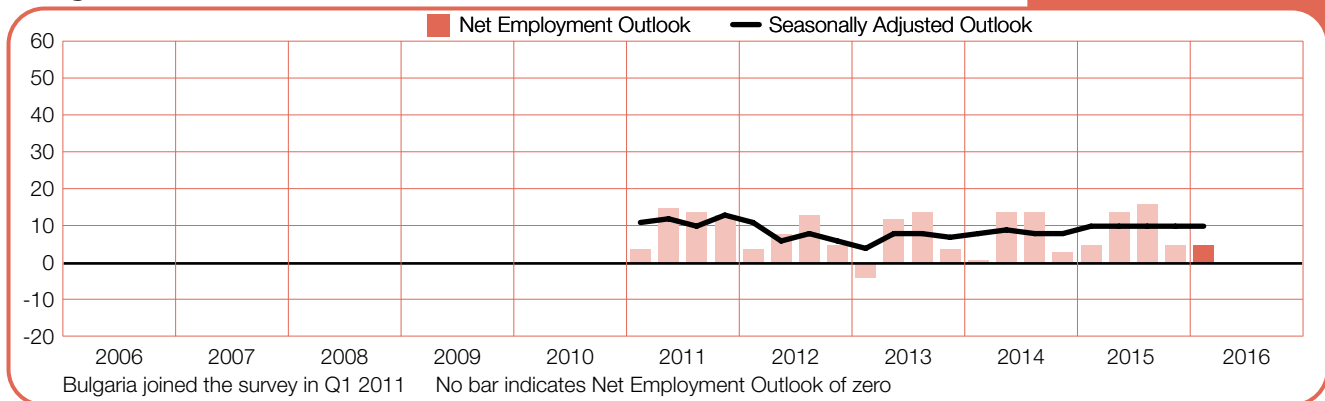
Belgium

+1 (+1)%



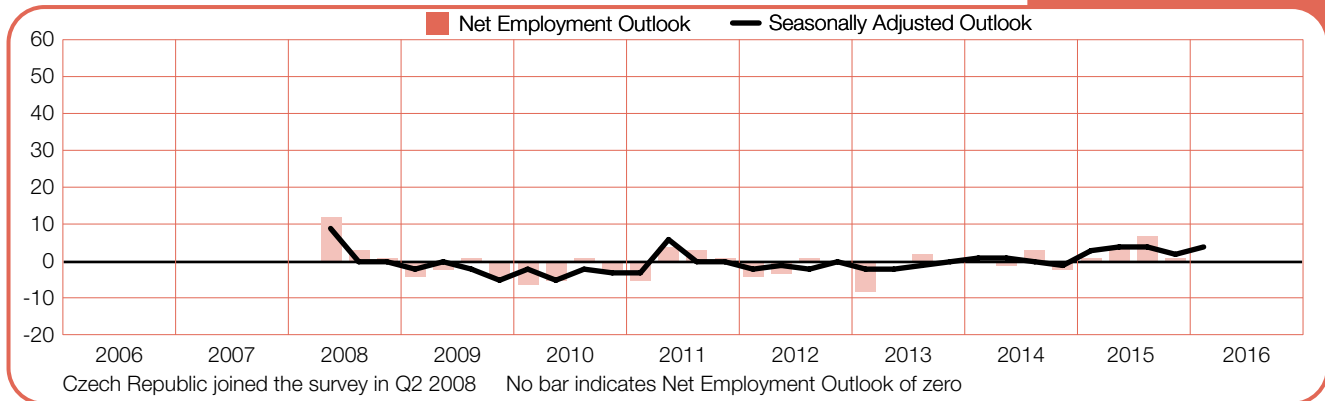
Bulgaria

+5 (+10)%



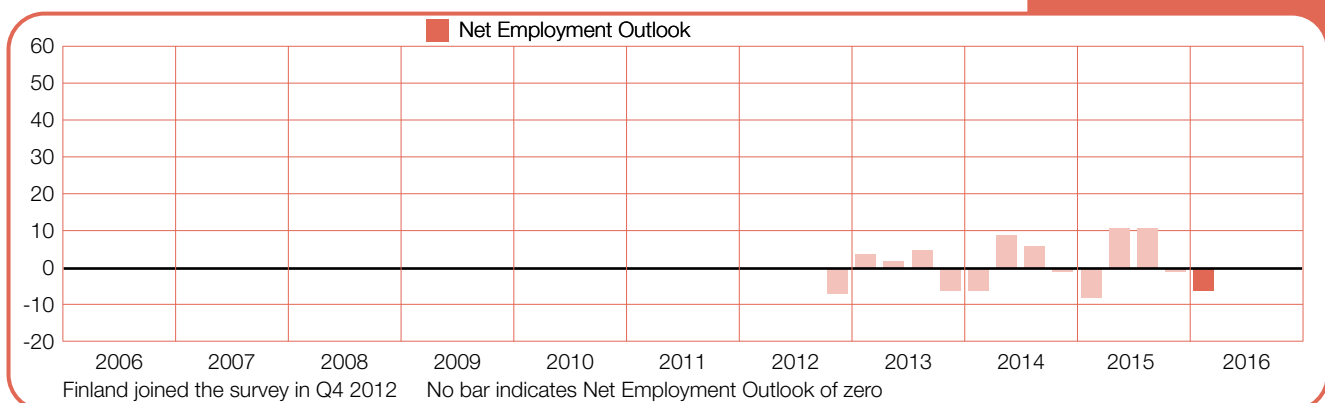
Czech Republic

0 (+4)%



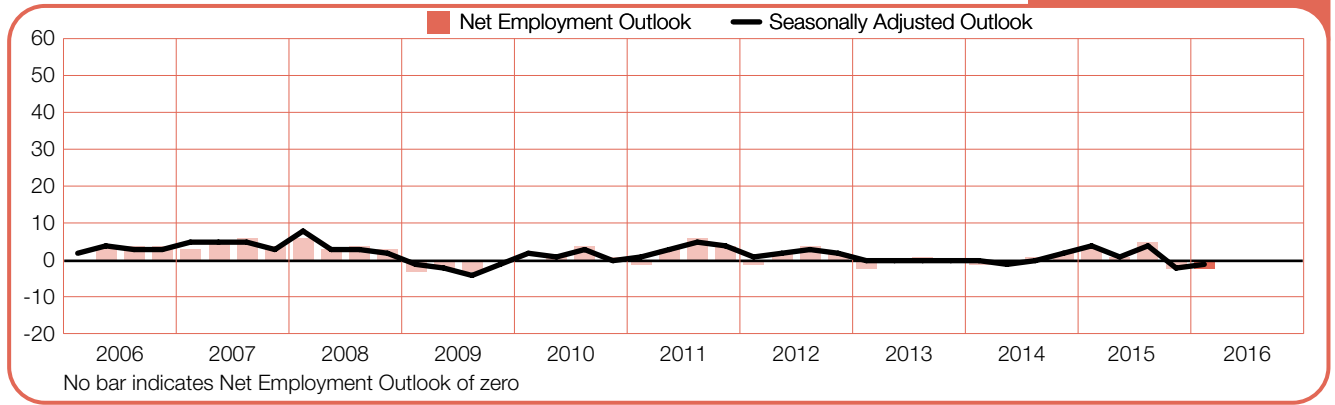
Finland

-6%



France

-2 (-1)%



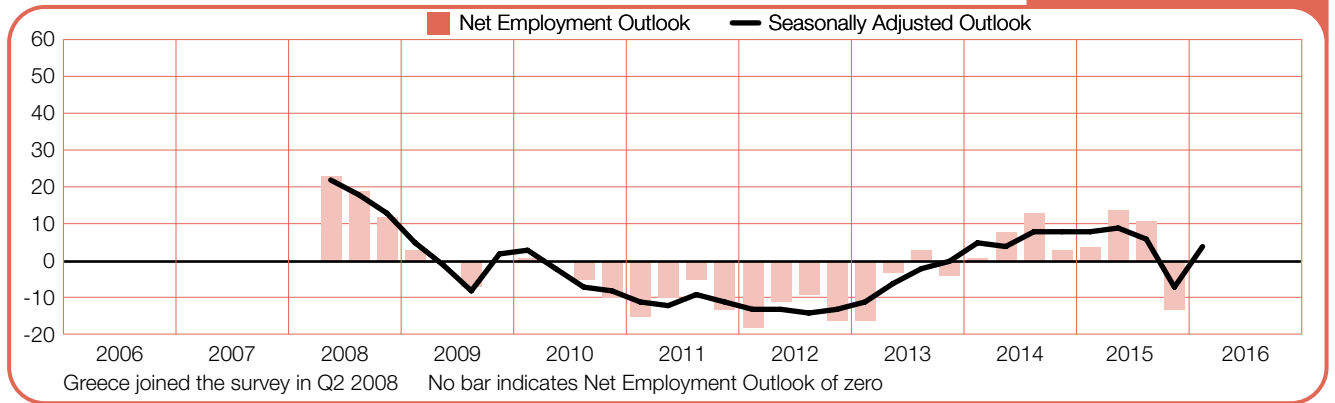
Germany

0 (+3)%



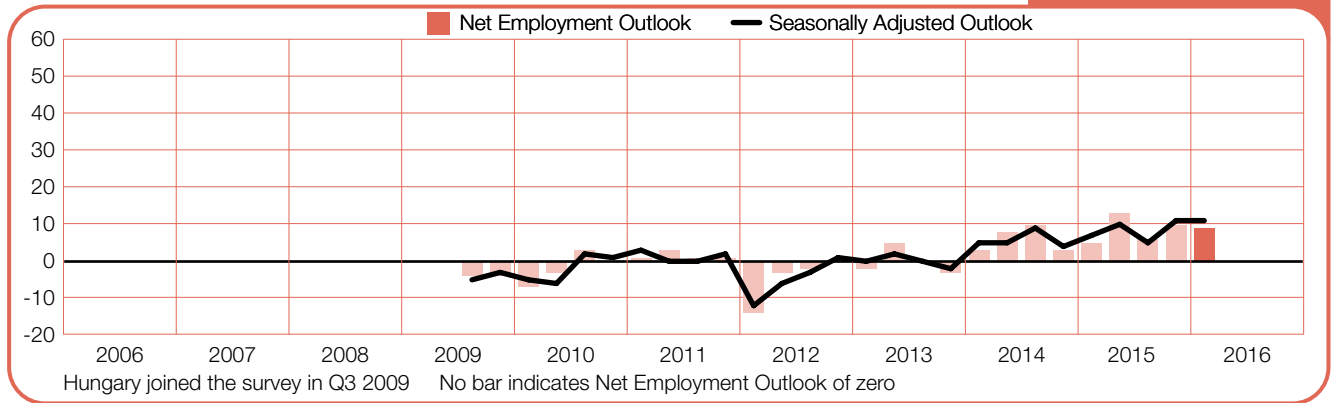
Greece

0 (+4)%



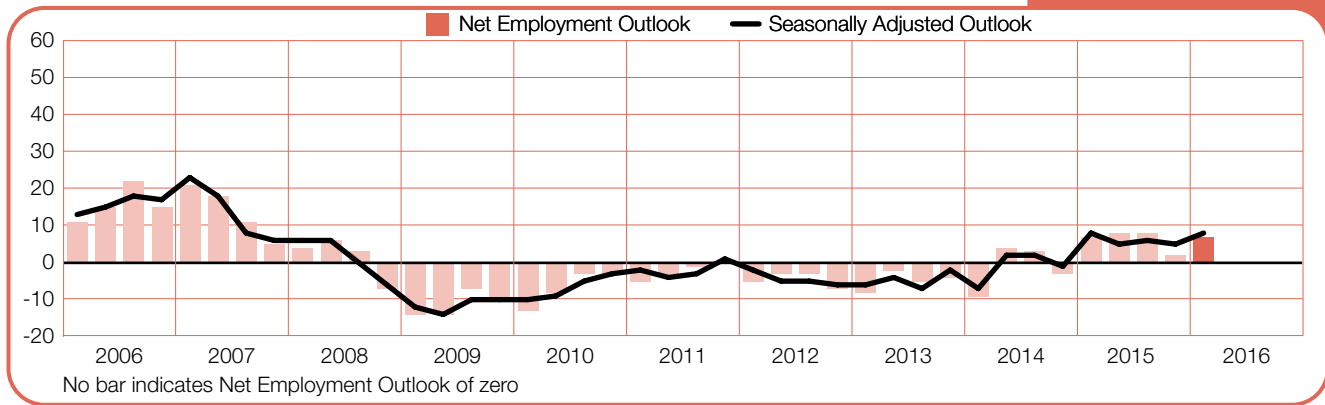
Hungary

+9 (+11)%



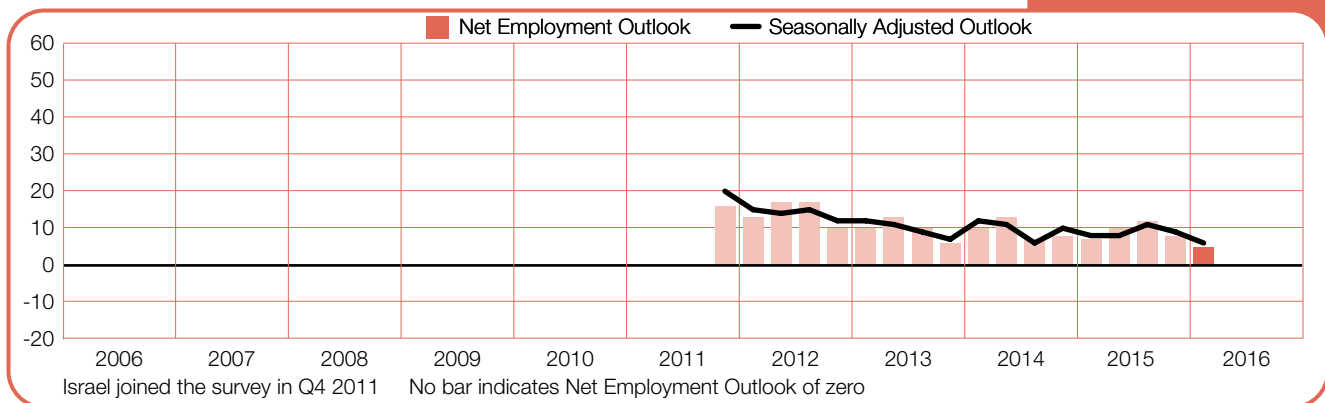
Ireland

+7 (+8)%



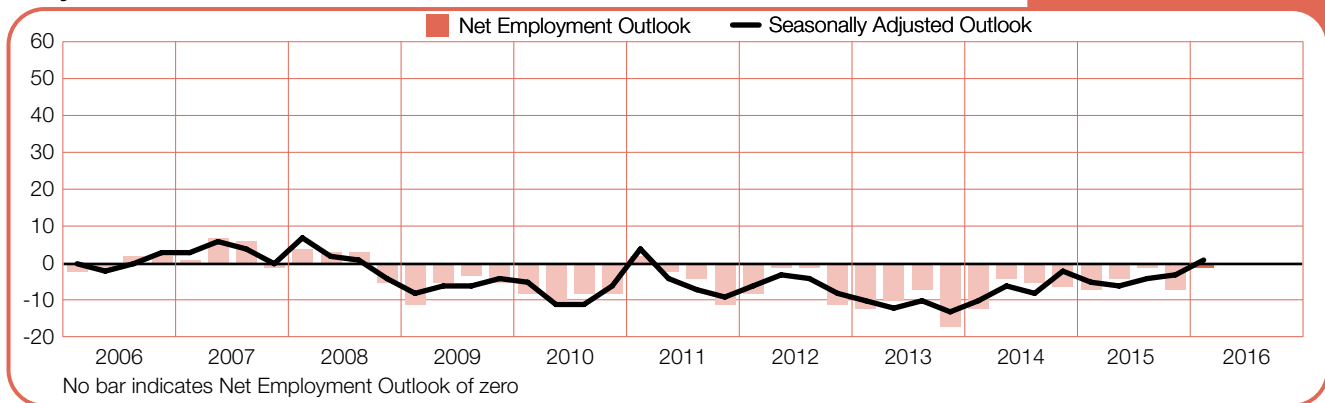
Israel

+5 (+6)%



Italy

-1 (+1)%



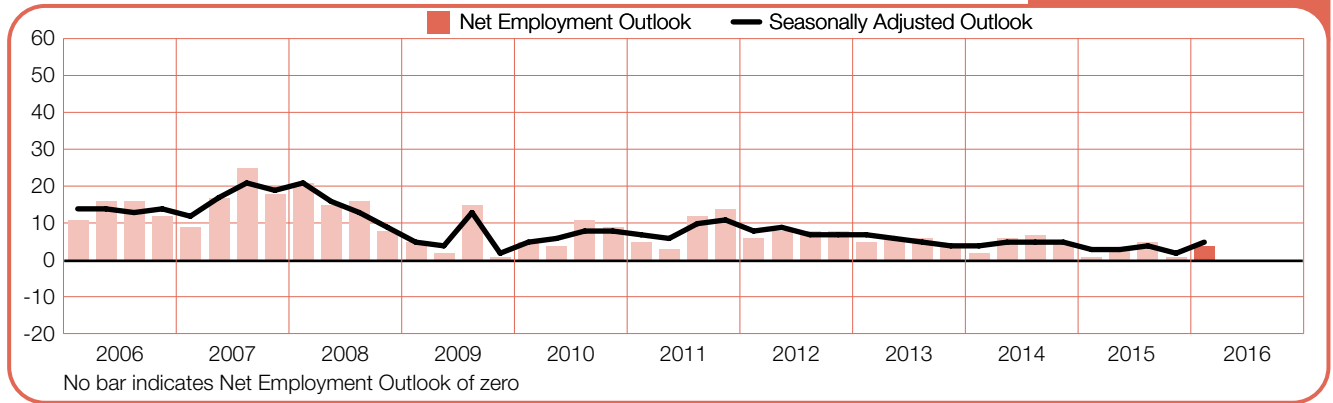
Netherlands

+3 (+3)%



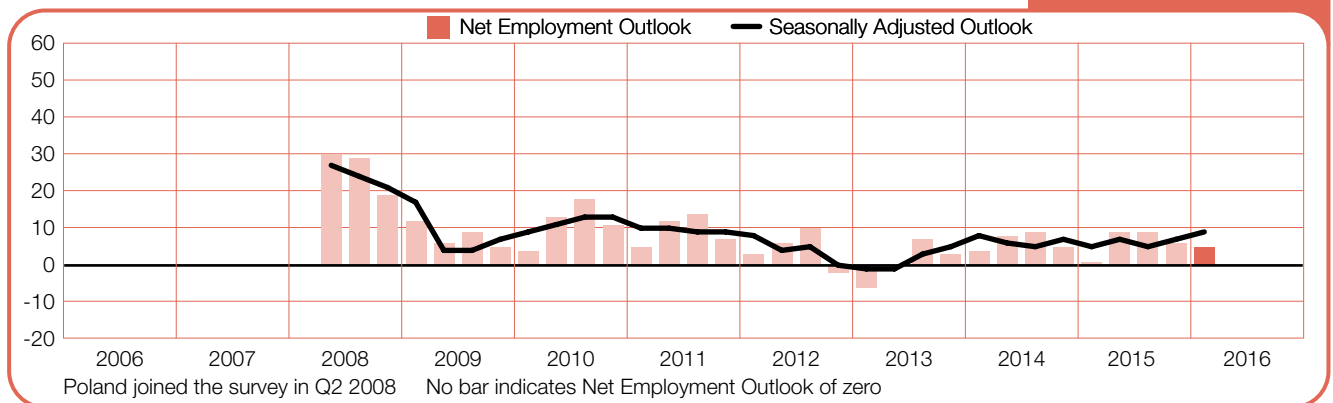
Norway

+4 (+5)%



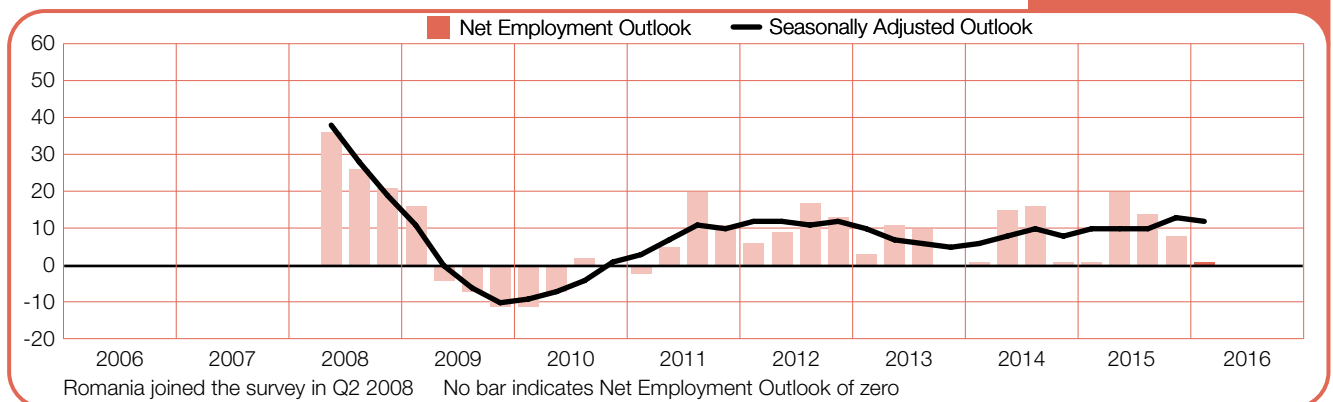
Poland

+5 (+9)%



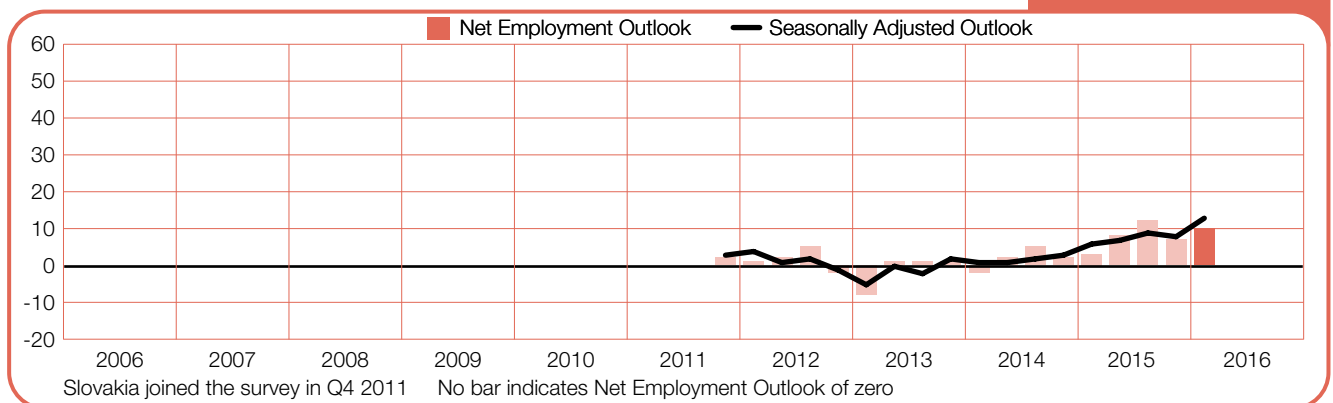
Romania

+1 (+12)%



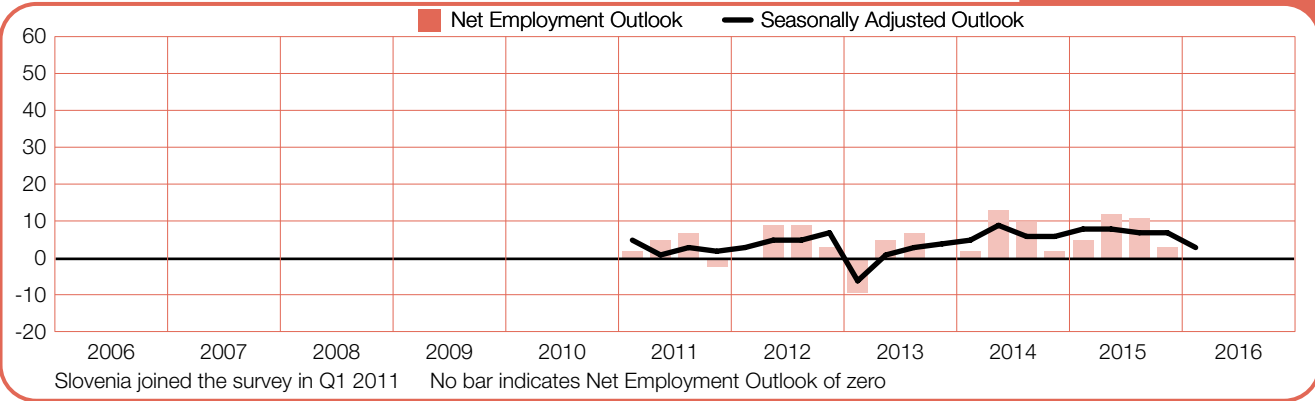
Slovakia

+10 (+13)%



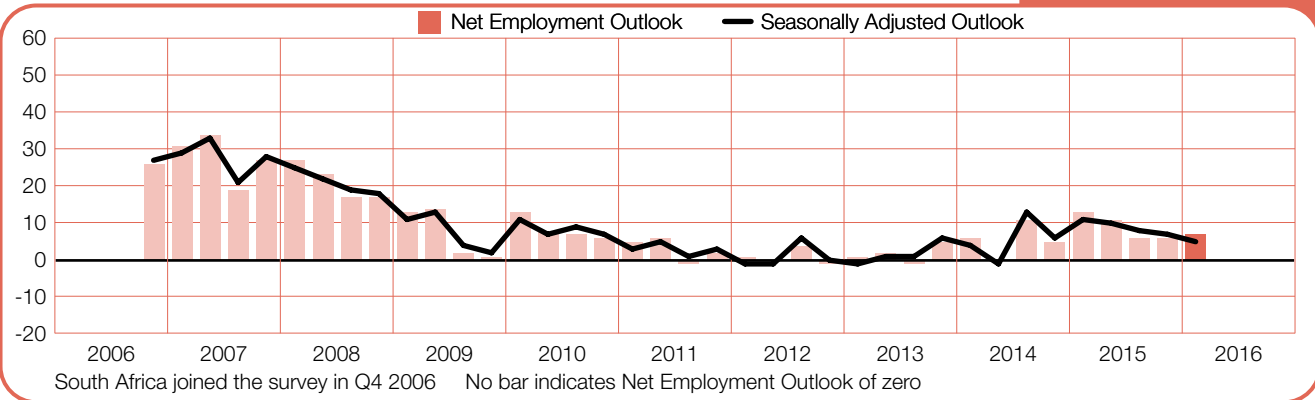
Slovenia

0 (+3)%



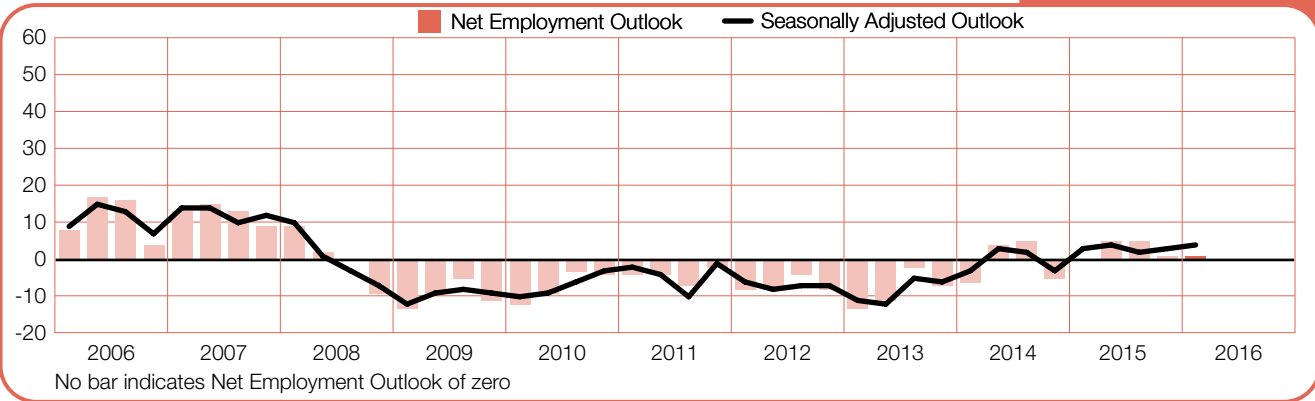
South Africa

+7 (+5)%



Spain

+1 (+4)%



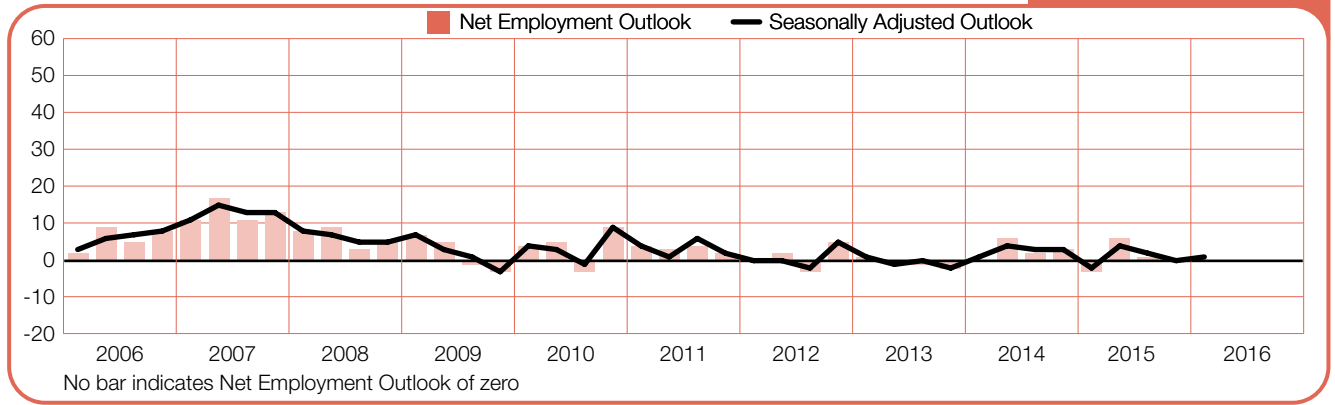
Sweden

+4 (+5)%



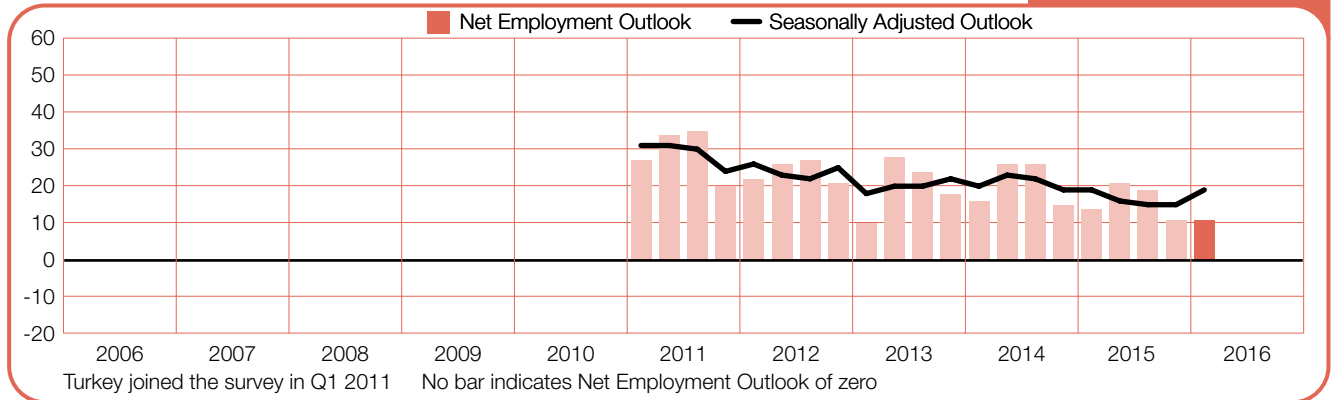
Switzerland

0 (+1)%



Turkey

+11 (+19)%



United Kingdom

+5 (+7)%



International Comparisons – Americas

23,352 employers from 10 countries throughout North, Central and South America were interviewed for the Quarter 1 2016 survey. Payrolls are expected to grow in all countries except Brazil where for the third consecutive Quarter employers report negative hiring intentions. The region's forecasts are mixed when compared to prior reports, with Outlooks improving in five countries in both quarter-over-Quarter and year-over-year comparisons.

Employers in the U.S. report the most optimistic hiring plans with one of every five employers expecting to add to their payrolls in the first three months of 2016. Employer optimism is strongest in the Leisure & Hospitality sector where one-third of employers intend to add to their workforces in the next three months. Active labor markets are also expected in the Transportation & Utilities and the Wholesale & Retail Trade sectors.

Costa Rican employers are similarly optimistic. Employers in the Construction sector expect the most active first-Quarter hiring pace, with favorable hiring prospects also reported in the remaining five sectors.

Employer optimism in Mexico remains upbeat. Workforce gains are anticipated in each of the seven industry sectors. The strongest hiring plans are reported by employers in the Transport & Communications and Services sectors. A similar hiring pace is also expected in the Manufacturing sector where nearly one in five employers intends to add staff.

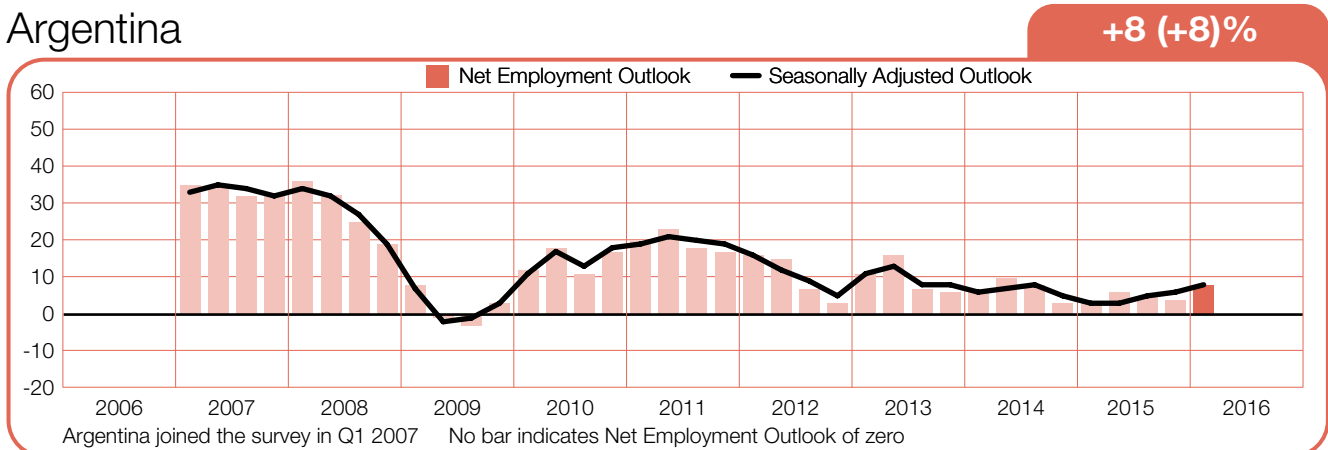
With the exception of the Mining sector where employers report negative hiring plans for the second

consecutive quarter, Canada's first-Quarter forecasts are positive. Employer optimism is strongest in the Transportation & Utilities sector. Hiring in the Construction and the Manufacturing-Durables sectors is also expected to be steady, with forecasts in both sectors improving moderately from three months ago.

Peru's employers expect modest workforce gains in the first three months of the year, but hiring pace is expected to slow to its weakest level since 3Q09. Employer confidence is weakened, in part, by the least optimistic Construction and Mining sector forecasts since the survey initiated separate sector reporting in early 2013. A similar story unfolds further north where Colombia's forecast, despite positive hiring plans reported in all but one industry sector, dips to its least optimistic level since 4Q09. Meanwhile, Argentina's employers anticipate a modest uptick in hiring activity driven by considerable year-over-year gains in both the Construction and Wholesale & Retail Trade sector forecasts.

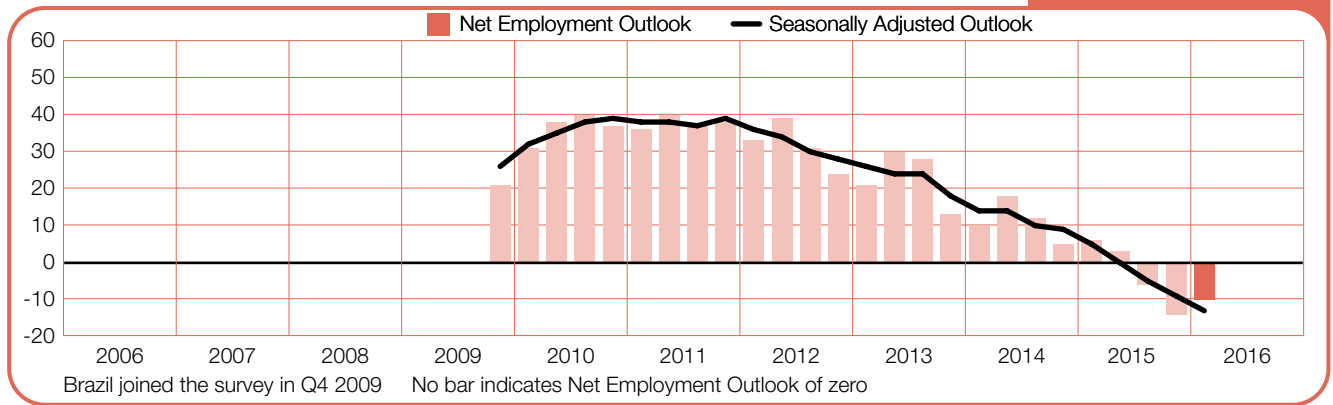
The gloomiest hiring climate is in Brazil where opportunities for job seekers remain dim as the country's forecast continues the steady decline that started in 4Q11; the first-Quarter survey results are the weakest reported since the survey started in 4Q09. Additionally, Brazil's forecast is the least optimistic of the 42 countries and territories participating in the survey. Outlooks are negative in all five regions and in six of eight industry sectors, with positive forecasts reported in only the Finance, Insurance & Real Estate sector and the Public Administration/Education sector.

Argentina



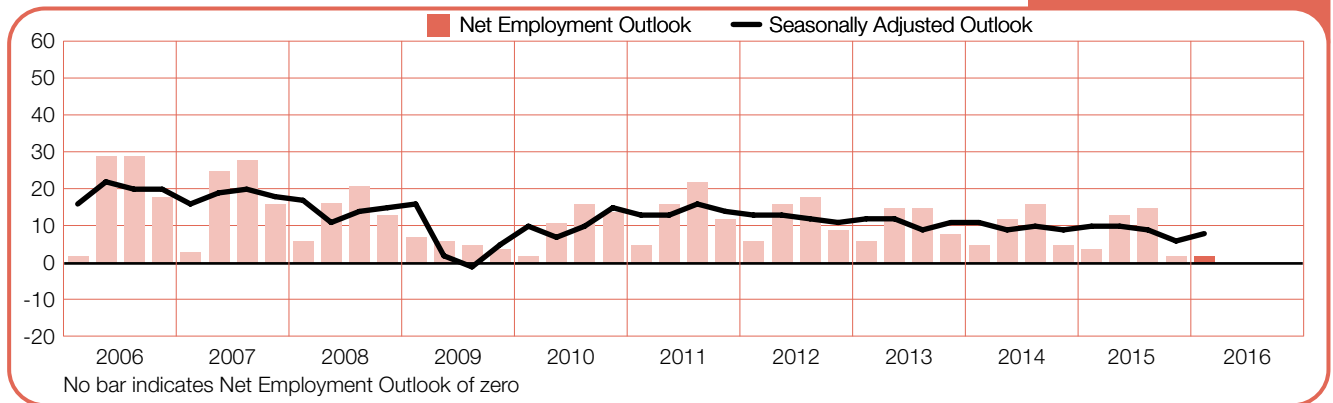
Brazil

-10 (-13)%



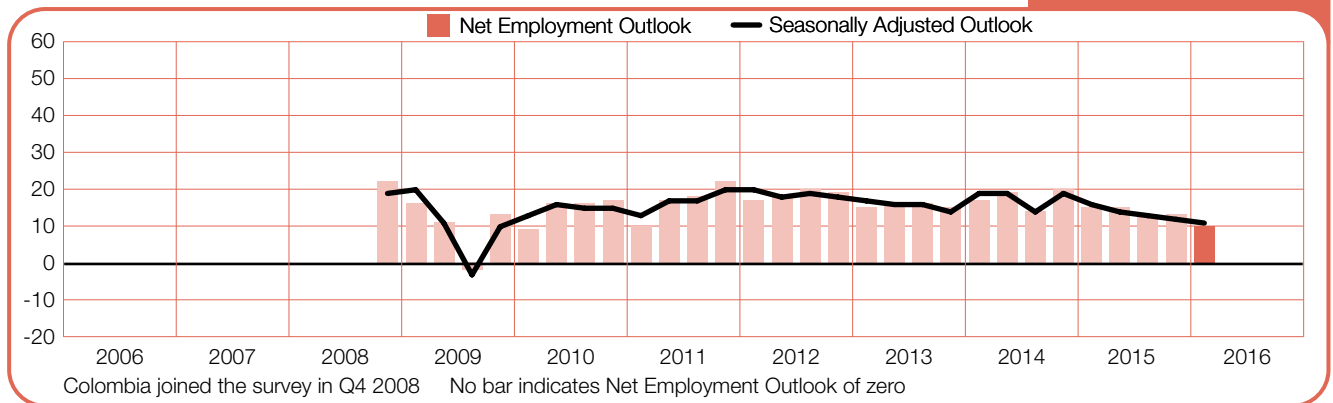
Canada

+2 (+8)%



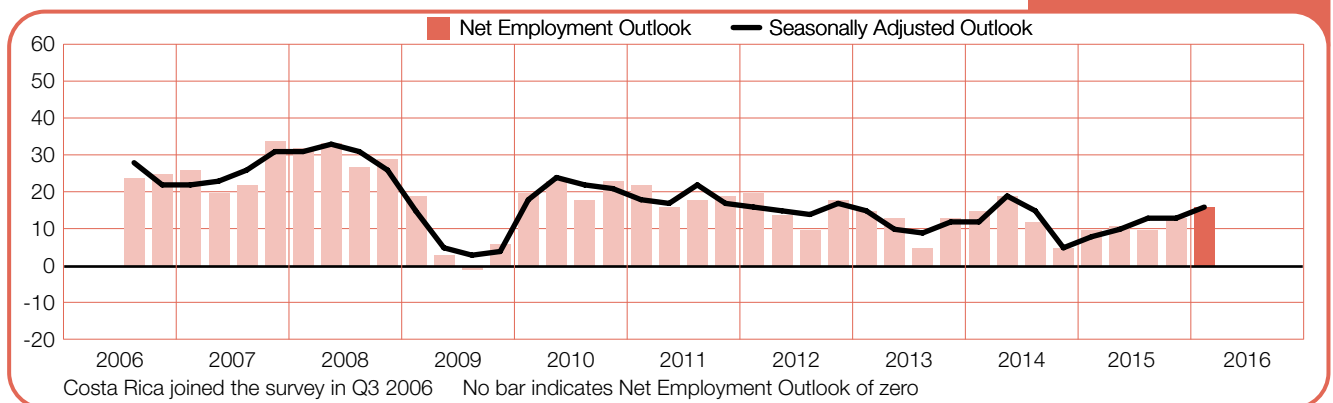
Colombia

+10 (+11)%



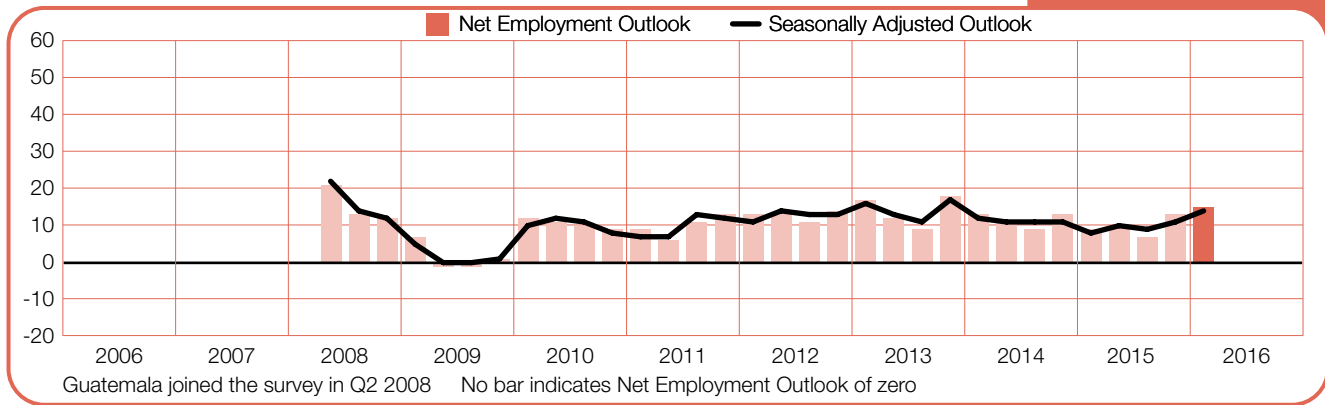
Costa Rica

+16 (+16)%



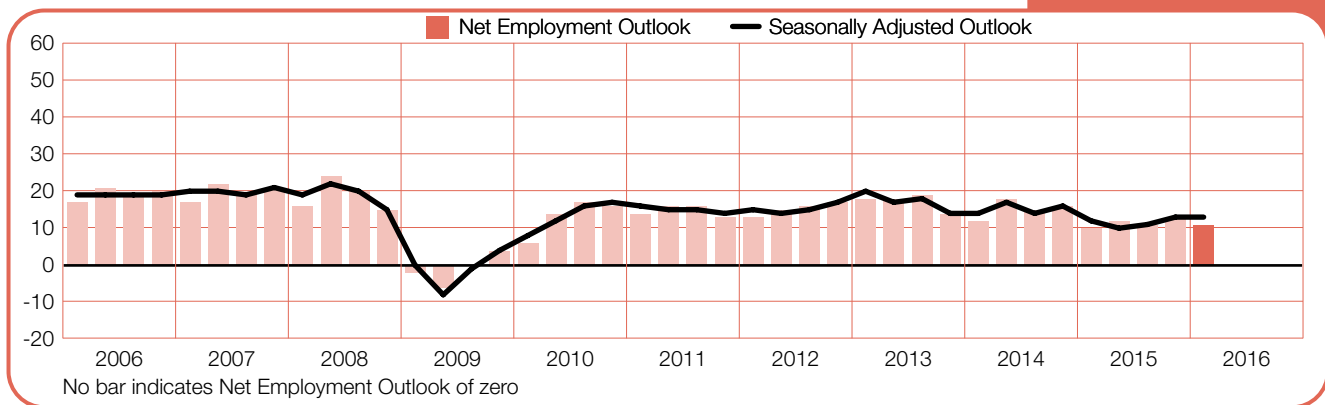
Guatemala

+15 (+14)%



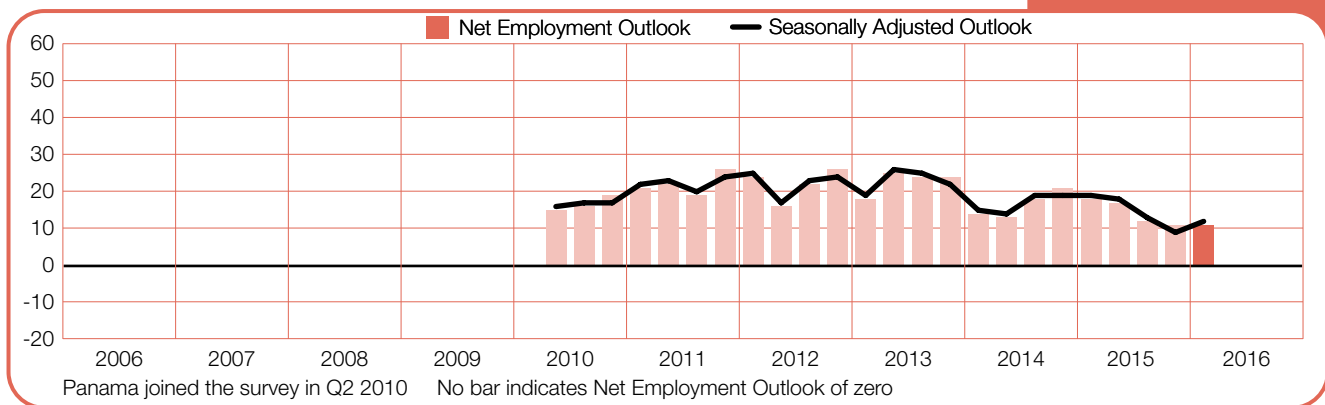
Mexico

+11 (+13)%



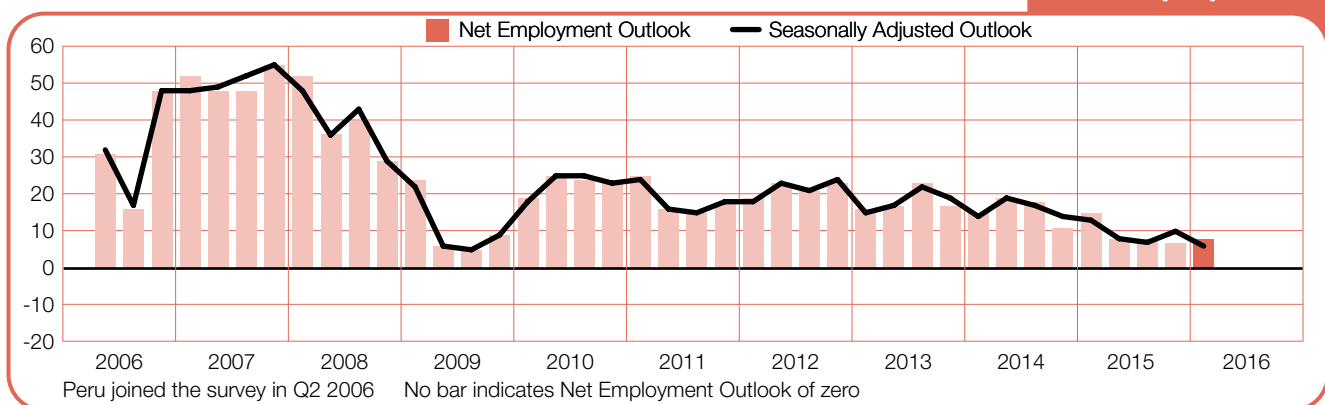
Panama

+11 (+12)%



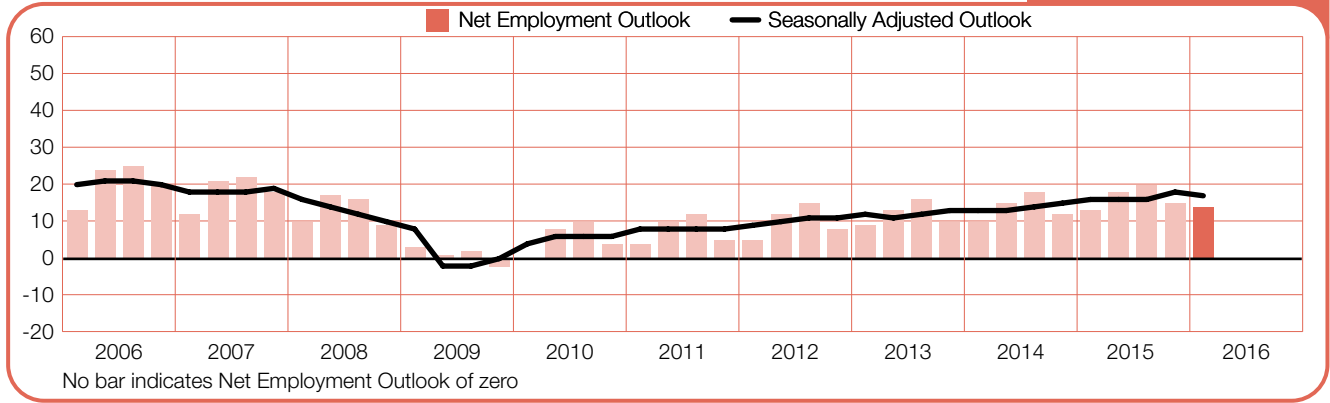
Peru

+8 (+6)%



United States of America

+14 (+17)%



International Comparisons – Asia Pacific

Nearly 14,995 employers were interviewed in the Asia Pacific region. Employers in each of the eight countries and territories intend to add to their workforces over the next three months. The hiring pace is expected to strengthen in comparison to the prior Quarter in four countries and territories, weaken in two and remain unchanged in two. When compared to Quarter 1 2015, forecasts strengthen in two, weaken in five and are unchanged in one. Employers in India and Taiwan report the strongest first-Quarter hiring plans, while those in Australia and China report the weakest.

For the second consecutive quarter, employer confidence in India is stronger than in any of the other 41 countries and territories participating in the survey. More than four in 10 employers expect to add to their payrolls in the first three months of the year, and the hiring pace is expected to be vigorous in each of India's seven industry sectors.

Taiwan's hiring pace slows for the third consecutive quarter, and employer optimism dips to its least optimistic level since 1Q 2010. Its key Manufacturing sector outlook also dips to its weakest level in six years as employers seek to align hiring plans to declining global demand in general, and weaker China demand in particular. However, overall hiring plans are solid, and Taiwan's forecast remains one of the most optimistic across the globe.

Opportunities for job seekers in Japan are expected to remain solid, particularly in the Mining & Construction sector where the first-Quarter forecast matches the most optimistic outlook reported since the survey was launched.

Employers in China remain cautiously optimistic and expect some first-Quarter payroll growth in all industry sectors and regions. Among the six industry sectors, the most favorable hiring environment is expected in the Services sector. However, a longer-term downward trend is evident with weaker job growth anticipated in each industry sector and region when compared year-over-year.

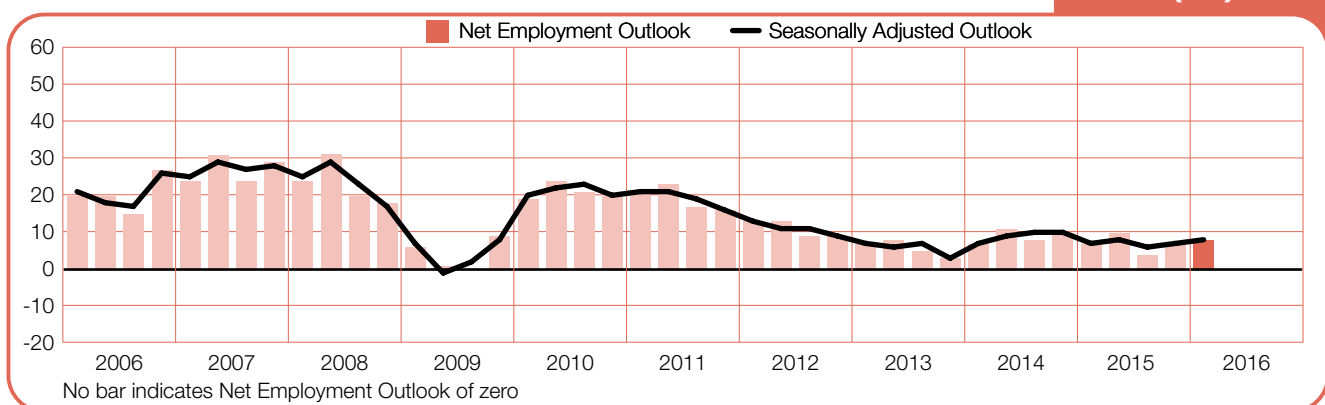
The ongoing slowdown in Australia's mining activity is exerting a ripple effect across many sectors and regions. However, there are signs that the country's transition to non-mining sectors of the economy is maintaining traction with positive forecasts in all sectors and regions, and steady job gains expected in the Finance, Insurance & Real Estate and the Services sectors.

Outlooks are uniformly positive in New Zealand. The labor markets in the Mining & Construction and the Finance, Insurance & Real Estate sectors remain the most active, driven by ongoing residential construction boom. However, the forecast for the first three months of 2016 is considerably weaker than at this time last year as employer hiring plans decline by varying degrees in each of the industry sectors and regions.

Elsewhere, employer confidence in Hong Kong is unchanged from the prior Quarter and last year at this time. In Singapore the forecast is relatively stable when compared to 4Q 2015, but declines in comparison to the first three months of 2015, with weaker hiring plans reported in six of seven industry sectors.

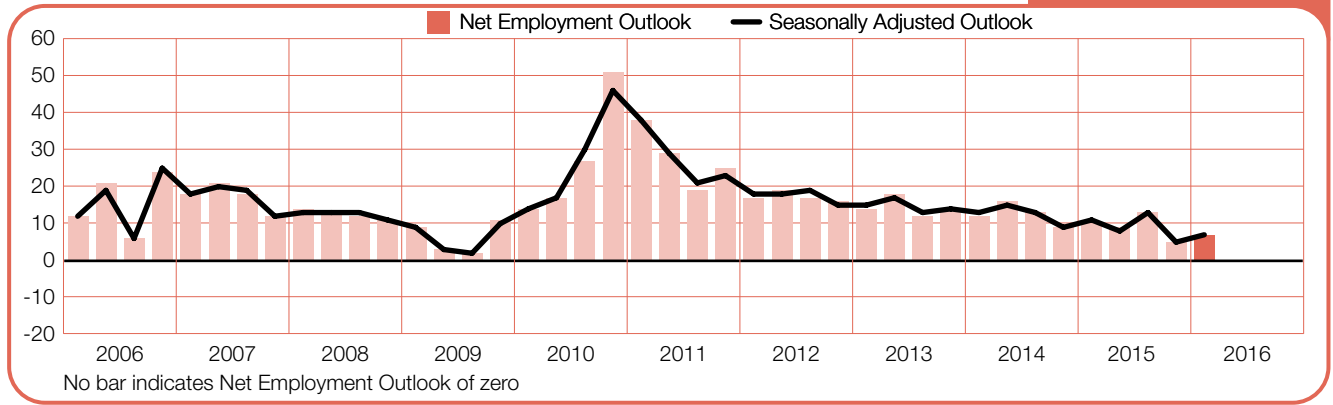
Australia

+8 (+8)%



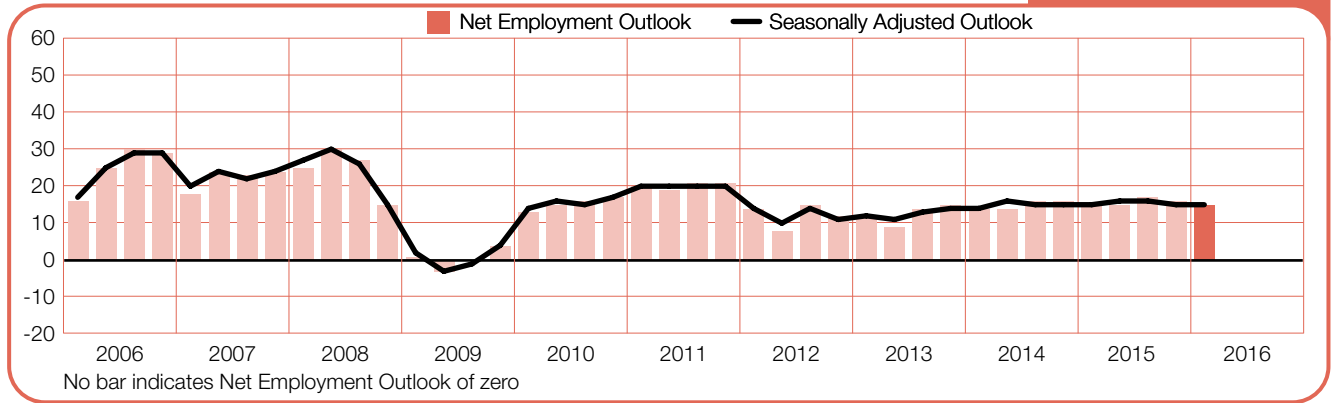
China

+7 (+7)%



Hong Kong

+15 (+15)%



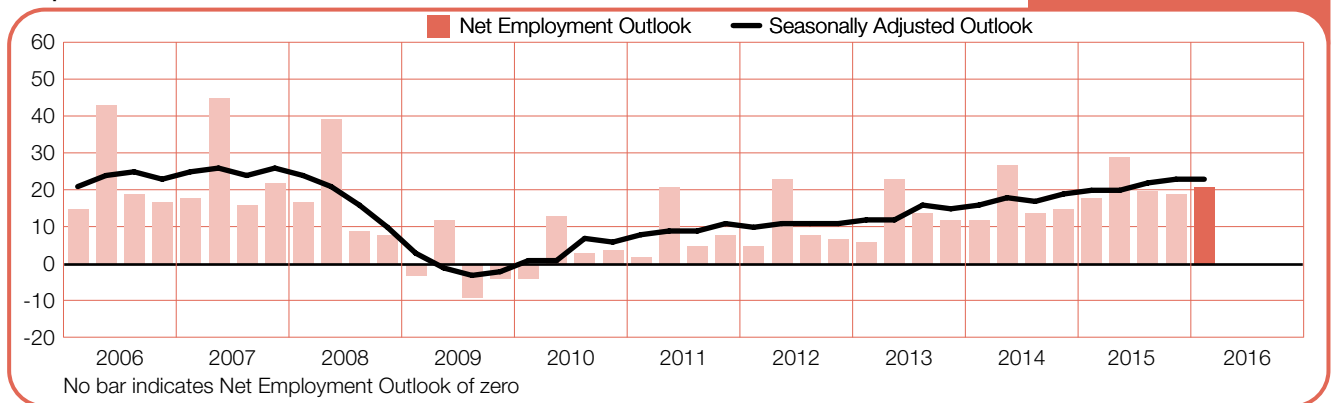
India

+40 (+42)%



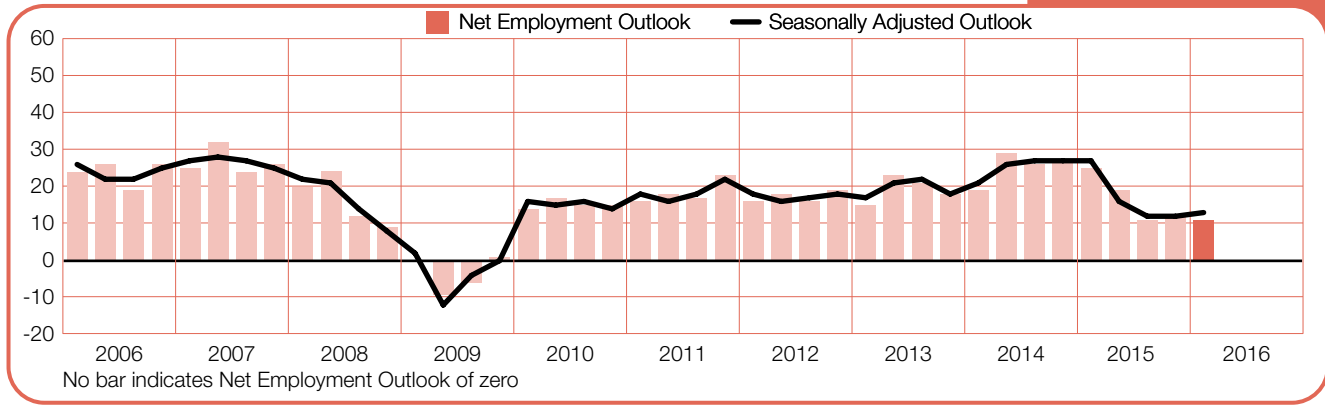
Japan

+21 (+23)%



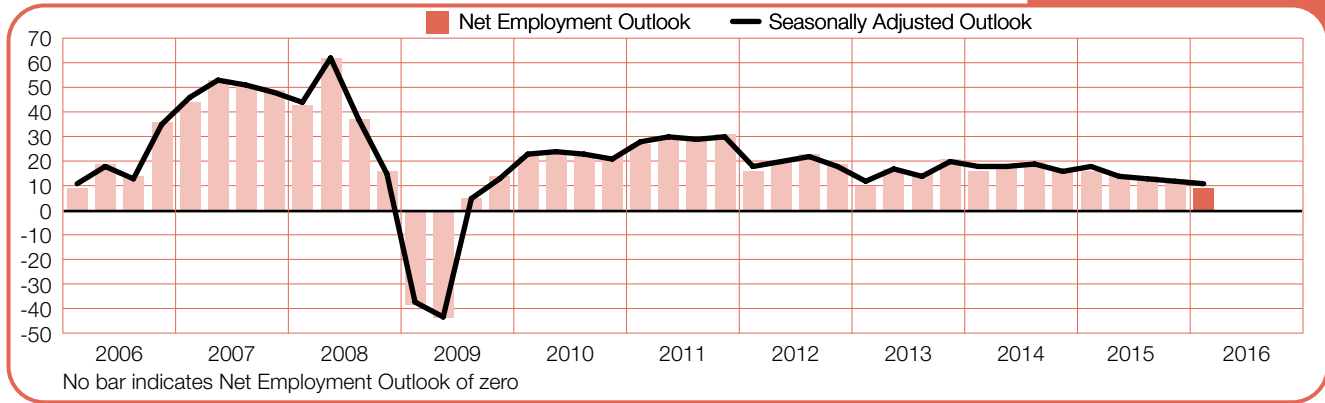
New Zealand

+11 (+13)%



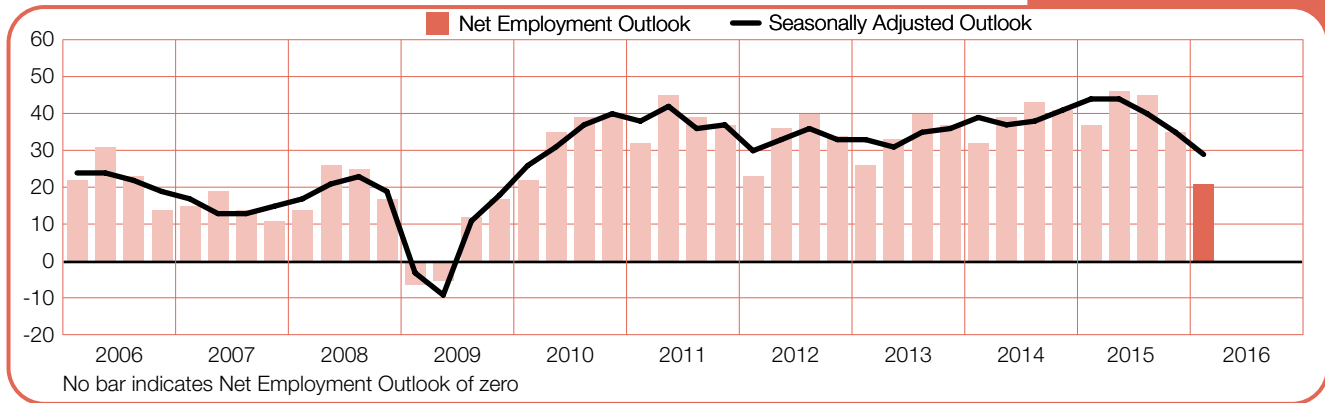
Singapore

+9 (+11)%



Taiwan

+21 (+29)%



About the Survey

The Manpower Employment Outlook Survey is conducted quarterly to measure employers' intentions to increase or decrease the number of employees in their workforces during the next quarter. ManpowerGroup's comprehensive forecast of employer hiring plans has been running for more than 50 years and is one of the most trusted surveys of employment activity in the world. Various factors underpin the success of the Manpower Employment Outlook Survey:

Unique: It is unparalleled in its size, scope, longevity and area of focus.

Projective: The Manpower Employment Outlook Survey is the most extensive, forward-looking employment survey in the world, asking employers to forecast employment over the next quarter. In contrast, other surveys and studies focus on retrospective data to report on what occurred in the past.

Independent: The survey is conducted with a representative sample of employers from throughout the countries and territories in which it is conducted. The survey participants are not derived from ManpowerGroup's customer base.

Robust: The survey is based on interviews with over 58,000 public and private employers across 42 countries and territories to measure anticipated employment trends each quarter. This sample allows for analysis to be performed across specific sectors and regions to provide more detailed information.

Focused: For more than five decades the survey has derived all of its information from a single question:

For the 1Q 2016 research, all employers participating in the survey worldwide are asked the same question, "How do you anticipate total employment at your location to change in the three months to the end of March 2016 as compared to the current quarter?"

Methodology

The Manpower Employment Outlook Survey is conducted using a validated methodology, in accordance with the highest standards in market research. The survey has been structured to be representative of each national economy. The margin of error for all national, regional and global data is not greater than +/- 3.9%.

Net Employment Outlook

Throughout this report, we use the term "Net Employment Outlook." This figure is derived by taking the percentage of employers anticipating an increase in hiring activity and subtracting from this the percentage of employers expecting to see a decrease in employment at their location in the next quarter. The result of this calculation is the Net Employment Outlook. Net Employment Outlooks for countries and territories that have accumulated at least 17 quarters of data are reported in a seasonally adjusted format unless otherwise stated.

Seasonal adjustments have been applied to the data for all participating countries except Finland. ManpowerGroup intends to add seasonal adjustments to the data for Finland once the requisite amount of historical data has been compiled. Note that in Quarter 2 2008, ManpowerGroup adopted the TRAMO-SEATS method of seasonal adjustment for data.

About ManpowerGroup™

ManpowerGroup™ (NYSE: MAN) has been the world's workforce expert, creating innovative workforce solutions, for more than 65 years. As workforce experts, we connect more than 600,000 men and women to meaningful work across a wide range of skills and industries every day. Through our ManpowerGroup family of brands – Manpower®, Experis™, Right Management® and ManpowerGroup™ Solutions – we help more than 400,000 clients in 80 countries and territories address their critical talent needs, providing comprehensive solutions to resource, manage and develop talent. In 2015, ManpowerGroup was named one of the World's Most Ethical Companies for the fifth consecutive year and one of Fortune's Most Admired Companies, confirming our position as the most trusted and admired brand in the industry. See how ManpowerGroup makes powering the world of work humanly possible.

www.manpowergroup.com.

Manpower Switzerland was founded in Geneva in 1960 as a franchise of the ManpowerGroup™. Every day, Manpower matches up firms looking for specific skills with the best talent on the market. Manpower, a leading provider of innovative and efficient workforce solutions, is trusted by 5,000 customers across all industry sectors and places 20,000 candidates every year. The company's main task is to unite businesses with the right candidates. With 400 internal employees and 60 branches, Manpower Switzerland is well established in all the linguistic regions of Switzerland.

www.manpower.ch

Manpower SA, Rue Winkelried 4, 1201 Genève, Switzerland
contact@manpower.ch
www.manpower.ch

© 2015, ManpowerGroup. All rights reserved.