

# WHERE THE JOBS ARE

MANPOWERGROUP EMPLOYMENT OUTLOOK SURVEY

FIRST QUARTER 2017

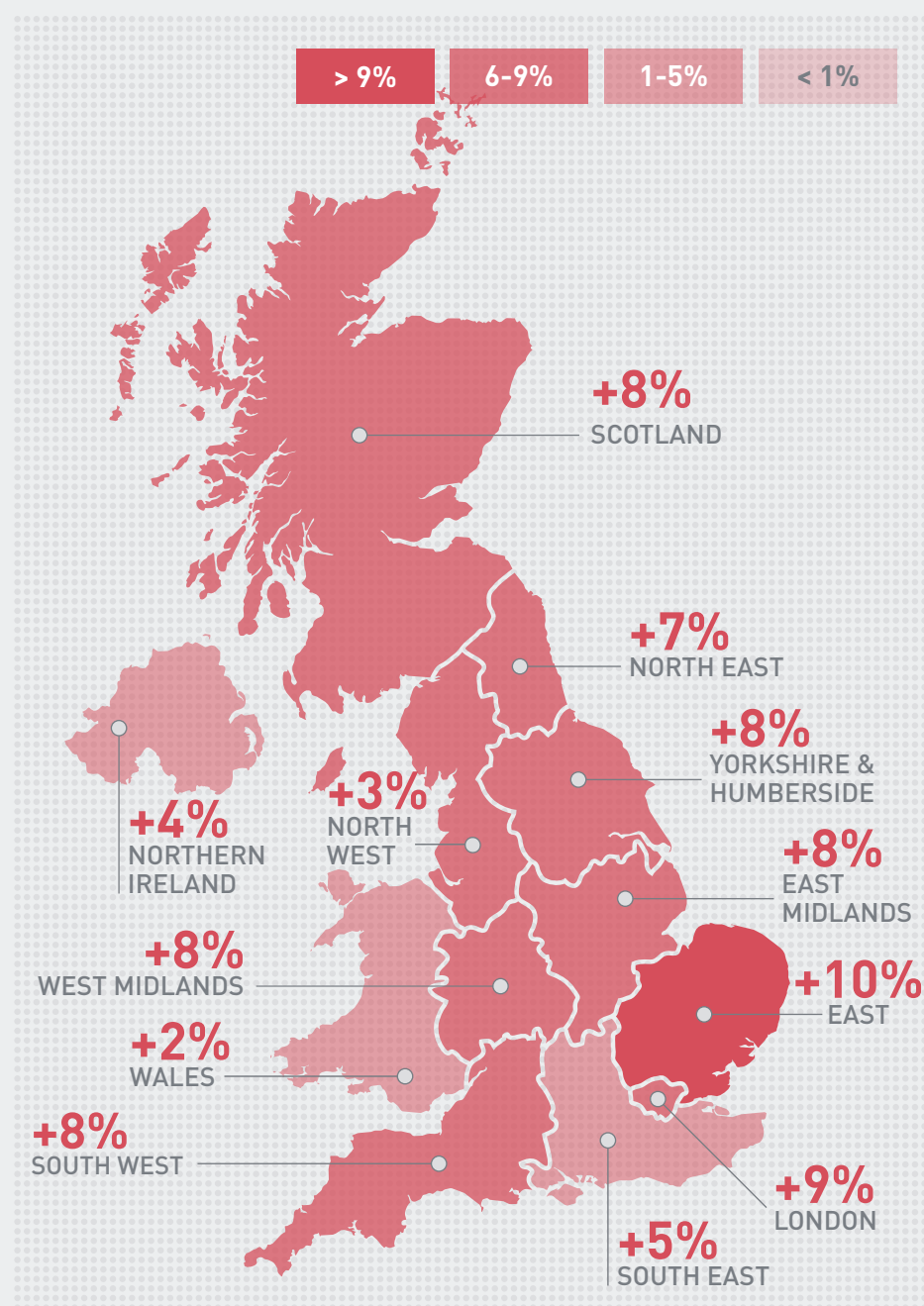
**+7%**

NO POST-BREXIT BLUES AS EMPLOYERS REPORT MOST OPTIMISTIC OUTLOOK IN THREE YEARS


**+13%**

NEW OPPORTUNITIES IN THE UTILITY SECTOR AS HIRING MORE THAN DOUBLES

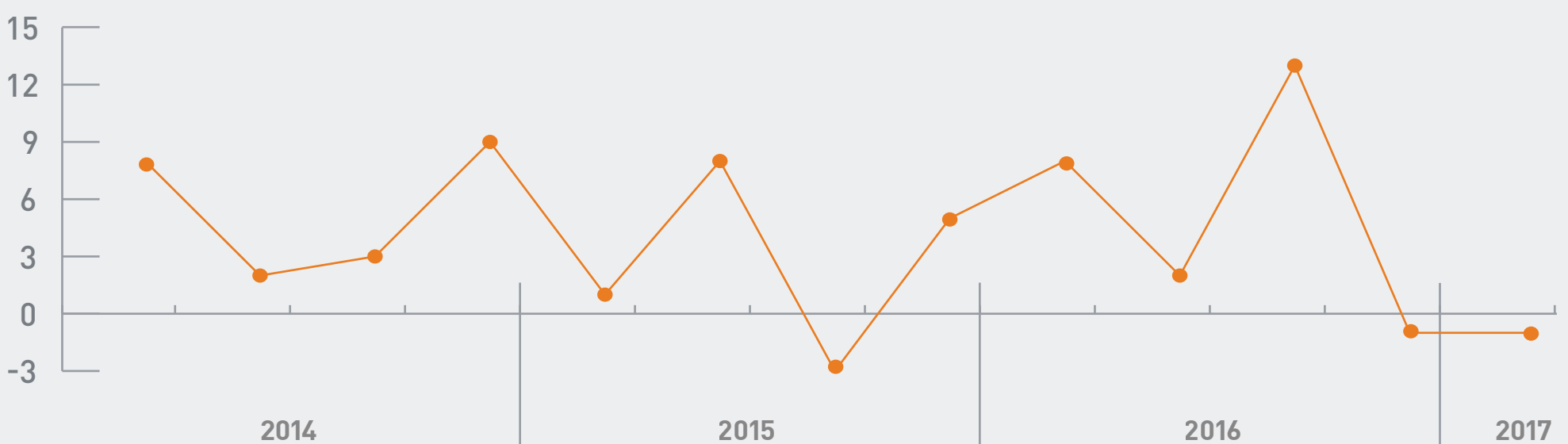
## BEST AND WORST OUTLOOK FOR JOBS BY REGION IN Q1 2017



## BEST AND WORST OUTLOOK FOR JOBS BY SECTOR IN Q1 2017



## TRANSPORT FIRMS PUT THE BRAKES ON AS HIRING OUTLOOK DROPS TO -1%



### What do the percentages mean?

The % of employers anticipating an increase in headcount – the % of employers expecting to decrease in headcount

= Outlook Percentage

Seasonally adjusted – Seasonal adjustments are applied to research data to remove employment fluctuations that normally occur at the same time each year, such as the end of a school term or a change in season.

For more information about the ManpowerGroup Employment Outlook Survey, please visit [manpower.co.uk/meos](http://manpower.co.uk/meos)



ManpowerGroup